



COYOTE[®] FIBER OPTIC SOLUTIONS

Fiber Optic Closures | Pre-Terminated Cabinets
NIDs | Passive Optical Components | Connectivity Solutions



ABOUT PLP

PLP's line of COYOTE® fiber optic closures, cabinets, demarcation units, accessories and connectivity solutions trace their roots back to 1995 with the launch of the very first COYOTE Closure. Shortly thereafter, the product line expanded beyond the original closure to include smaller fiber count products, such as the COYOTE PUP and RUNT. Then, through additional field feedback, research, engineering, and development came a whole new breed of fiber optic closures – PLP's second generation of COYOTE products.

Just as the COYOTE Closure was groundbreaking technology in 1995, the patented segmented end plate and silicone grommet system of the second-generation COYOTE products made a similar industry-changing debut in 2004. Forever altering how fiber optic technicians and engineers approach installations when servicing or scaling a network, the new segmented end plate design provided independent access to each cable port without disrupting surrounding cables. The range-taking ability of the silicone grommet system, paired with the chemically bonded hard and soft polymer of the end plate cap, provides a secure seal around a wide variety of cable profiles, eliminating the need for scuffing, adhesives, sealing tapes, or cure times.

Another decade of innovation later, this technology now provides PLP with an array of outside plant closures for trunk, feeder, distribution, drop, and entrance applications which are compatible with loose tube, micro tube, tight-buffer, drop, buffered ribbon, uni-tube ribbon, ADSS, OPGW, and blown fiber optic cables.

All of PLP's outside plant closures are designed, engineered, and tested in accordance with the Telcordia® GR-771-CORE Generic Requirements for Fiber Splice Closures, providing the highest level of protection for your network. The COYOTE brand has become synonymous with quality, strength, and reliability, while also expanding to include dozens of new products and thousands of components – making it one of PLP's largest and most successful lines.

PLP serves all segments of the telecommunications industry including network operators, broadband service providers, enterprise networks, governmental agencies, educational institutions, and electric utilities deploying fiber optics.

Telcordia® is a registered trademark of Telcordia Technologies, Inc., now part of Ericsson.



MANUFACTURING OPERATIONS

Headquartered in Cleveland, Ohio, PLP® delivers high-quality, dependable solutions and market-leading customer service through our two U.S. manufacturing plants, 24 global facilities, and a network of more than 3,000 team members.

Our 357,000 square foot Rogers, Arkansas manufacturing plant includes a state-of-the-art, 40,000 square foot injection molding facility with 13 presses allowing PLP to meet the increased demands of fiber optic closures for emerging technologies such as 5G, and our growing customer base.




ROBOTIC MACHINERY ENHANCEMENTS

PLP continues to aggressively pursue world class lean manufacturing operations including the addition of robotic machinery to allow for more consistent applications as well as reducing repetitive motions for operators.



QUALITY PRODUCTS, SHORTER LEAD TIMES

Most of the COYOTE® Fiber Optic closure and accessory line is manufactured at the Arkansas facility, allowing PLP to provide high quality products with shorter lead times, when compared to overseas manufacturers.



CONTINUOUS IMPROVEMENT

When conducting business for fiber optic closures, small parts are a necessary means to complete the largest of splicing jobs. To ensure all small parts are packaged correctly in each fiber optic closure kit, PLP invested in a pick-to-light system. This system guides the packaging process by activating a light above each component required for the order. This process reduces the possibility of packaging errors and increases packing efficiency.



TESTING & QUALITY CONTROL

Thomas Peterson, the founder of Preformed Line Products, believed in innovation and quality. That's why product testing has been an integral part of PLP since its beginning in 1947. In fact, not only do we test products during the development stage in our research laboratory at PLP's Global Headquarters, we also test products at all our manufacturing facilities to ensure our quality is never compromised.

Today, our state-of-the-art lab is one of the largest testing facilities of fiber connectivity devices for the communications industry as well as conductor and cable accessories for the power utility industry. While many competitors have reduced or eliminated their testing labs, we recently expanded ours by 50%, making it a 23,000 square foot facility.



HIGH STANDARDS

Quality begins at the receipt of materials when an incoming inspection is performed. This step ensures that PLP products start with high-quality materials, supplied from certified, pre-approved vendors.



TELCORDIA® COMPLIANT

Quality control testing programs continue for fiber optic closures on a monthly, bi-monthly, and quarterly schedule ensuring that our products stay in line with Telcordia GR-771-CORE Generic Requirements for Fiber Splice Closures.

METICULOUS TESTING

During the development and production processes, we employ a variety of electrical, mechanical, chemical, functional, and environmental testing methods in accordance with Telcordia GR-771-CORE Generic Requirements for Fiber Splice Closures.



SALES CONTACTS



**COMMUNICATIONS
SALES**



**ELECTRIC UTILITY
SALES**

CUSTOMER SUPPORT

U.S. SUPPORT

Tel: 440.461.5200

Fax: 440.442.8816


Email: info@plp.com

INTERNATIONAL SUPPORT

Tel: 440.473.9294

Fax: 440.461.2918


Email: international@plp.com



CONTENTS

COYOTE® FIBER OPTIC SOLUTIONS

COYOTE® STP (Service Termination Point).....	10
COYOTE® DTC (Drop Termination Closure).....	12
COYOTE® DTC4/6 (Drop Termination Closure).....	14
COYOTE® DTC8 (Drop Termination Closure).....	16
COYOTE® LCC (Low Count Closure).....	18
COYOTE® BGC (Bonding and Grounding Closure)	20
COYOTE® ATC (Aerial Terminal Closure).....	22
COYOTE® In-Line RUNT Closure	24
COYOTE® ONE Dome Closure.....	28
COYOTE® Dome Closure 6.5" x 17" and 6.5" x 22"	32
COYOTE® Dome Closure 9.5" x 19" and 9.5" x 28"	36
COYOTE® HD (High-Density) Dome Closure	40
COYOTE® HD Stainless Steel Splice Case	46
COYOTE® Terminal Closure	50
COYOTE® Terminal Dome Closure	54
COYOTE® Cross-Connect Closures	60
COYOTE® GLC (Ground Level Closure)	66
COYOTE® MPC (Multi-Purpose Closure).....	76
COYOTE® Axxess Solutions™ Cabinets.....	80
COYOTE® Axxess Solutions Fiber Wall Plate	86
COYOTE® ACE (Adaptable Connection Enclosure)	88
COYOTE® Passive Optical Components.....	90
COYOTE® PLC Splitters	95
COYOTE® Splice Trays	96
Sleeving and Tubing Kits for Cable Management.....	102
COYOTE® Silicone Grommets	104
COYOTE® Mounting Brackets Reference Guide	106



COYOTE® STP

The **COYOTE STP (Service Termination Point)** is a small scale, cost effective closure which provides an alternative to traditional network interface devices, while offering much greater application flexibility. The robust latch system, paired with an integrated over-molded cover, allows for quick re-entry and creates a secure seal over a wide range of cable profiles. The COYOTE STP is ideal for use where the optical network terminal (ONT) is on the inside of a premises.

FEATURES AND BENEFITS

- Dimensions: 10.1" x 5.0" x 1.9" (257 x 126 x 49 mm)
- Max Splice Capacity: 12 Single Fusion, 4 Mechanical
- Max Adapter Quantity: 2 Simplex SC or 2 Duplex LC
- Grommet Quantity: 2 (Multi-Hole Grommets Available)
- Grommet Cable Diameter Range: 0.100" – 0.425" (2.5 – 10.8 mm) and Flat Drop Cable
- Applications: Indoor/Outdoor Premises, Pedestal, Wall/Pole Network Interface Device (NID)
- Designed and tested in accordance to Telcordia® GR-771-CORE Above Grade, IP-67 Rated Requirements
- Constructed out of rugged UV-stabilized, flame-retardant material (UL94-5VA Rated)
- Robust latch system and integrated over-molded cover creates a secure seal and provides quick re-entry into the closure
- Removable splice platform allows splicing and connections to be made outside of the closure

ORDERING INFORMATION










COYOTE STP Catalog Number

STP- XX - X - X - X - X
 (Section 1) (Section 2) (Section 3) (Section 4) (Section 5)






Must be in
alphabetical
order

Catalog Number Example: STP-GG-3-1-2-2





Section 1

Grommet Selection (Select 2)	Cable Diameter Range
A 	SOLID / PLUG
B 	0.100" - 0.154" (2.5 - 3.9 mm) ROUND CABLES
C 	0.154" - 0.250" (3.9 - 6.4 mm) ROUND CABLES
D 	0.250" - 0.350" (6.4 - 8.9 mm) ROUND CABLES
E 	0.350" - 0.389" (8.9 - 9.9 mm) ROUND CABLES
F 	0.389" - 0.425" (9.9 - 10.8 mm) ROUND CABLES
G 	FOR FLAT DROP CABLES
H 	0.100" - 0.123" (2.5 - 3.1 mm) ROUND CABLES
J 	0.154" - 0.188" (3.9 - 4.8 mm) ROUND CABLES

Section 2

Organizer Options (Select 1)
1  Splice Only
2  Splice with Bonding & Grounding
3  Cross-Connect
4  Cross-Connect with Bonding & Grounding
5  Direct Cross-Connect



Section 3

Adapter Type (Select 1)
N NONE
1  SC/APC
2  SC/UPC
3  LC/APC
4  LC/UPC

Section 4

Adapter Quantity
0 to 2


Section 5

Pigtails Required (Select 1) (Matches adapter type and quantity)
N NONE
1  900 µm
2  2 mm Jacketed

Accessories

Catalog Number	Description
80061322	COYOTE STP External Shroud Kit
80061323	COYOTE STP Pedestal Mounting Bracket Kit for Charles Industries PEDLOCK® BD4 and BD5 Buried Cable Pedestals

PEDLOCK® is a registered trademark of Charles Industries Ltd.



COYOTE® DTC

The **COYOTE DTC (Drop Termination Closure)** offers a compact size and a rugged exterior that is designed to allow for installation in tight spaces without compromising functionality. Four corner ports provide flexibility during installation. The COYOTE DTC is ideal for quick restoration of damaged or cut fiber service drops or last mile FTTH applications.

FEATURES AND BENEFITS

- Utilizes the LITE-GRIP® Splice Block System which permits single fusion, mass fusion, mechanical, PLC splitters, or a combination of all within one closure
- Factory-installed gasket allows re-entry and re-use
- Internal organizer manages buffer tube or ribbon cables
- Snap together design is quick to assemble, no special tools required
- Designed and tested in accordance to Telcordia® GR-771-CORE Buried, Underground, IP-68 Rated Requirements

Specifications

Catalog Number	COYDTC-001, COYDTC-002, COYDTC-003, COYDTC-004
Splice Capacity (Maximum) - Single Fusion, Mass Fusion	24, 36
Cable Ports	4
Cable Diameters	0.17" – 0.37" (4.3 – 9.4 mm) and Flat Drop
Configuration	In-Line or Butt
Application	Direct Bury, Below Grade, Pole/Wall, Aerial
Ingress Protection	In accordance to Telcordia® GR-771-CORE, Buried, Underground, IP-68
Size	9.1" L x 7.6" W x 1.7" D (231 x 193 x 43 mm)

COYOTE DTC Kit Contents

Catalog Number	Description
COYDTC-001	COYOTE DTC for Flat and Small Drop Cables – Includes (4) 1-Hole Grommets 0.17" – 0.25" (4.3 – 6.4 mm) and Flat Drop Cable, (2) LITE-GRIP® Single Fusion Splice Blocks, (1) LITE-GRIP Mass Fusion Splice Block and Cable Restraint Hardware
COYDTC-002	COYOTE DTC for Larger Round Cables – Includes (4) 1-Hole Grommets 0.25" – 0.37" (6.4 – 9.4 mm), (2) LITE-GRIP Single Fusion Splice Blocks, (1) LITE-GRIP Mass Fusion Splice Block and Cable Restraint Hardware
COYDTC-003	COYOTE DTC for Larger Round Shielded Drop Cables – Includes (4) 1-Hole Grommets 0.25" – 0.37" (6.4 – 9.4 mm), (4) Small Hose Clamps, (4) Cable Retention Clips, (2) LITE-GRIP Single Fusion Splice Blocks, (1) LITE-GRIP Mass Fusion Splice Block, Cable Restraint Hardware, (4) Shield Continuity Clips and (2) Shield Continuity Wire Assemblies
COYDTC-004	COYOTE DTC for Sumitomo PureFit™ FTTX 36 Fiber Flat Drop Cable – Includes (2) 1-Hole Grommets for Sumitomo PureFit Cable, (2) 1-Hole Grommets 0.17" – 0.25" (4.3 – 6.4 mm) and Flat Drop Cable, (1) Splice Tray with (4) LITE-GRIP Low Profile Single Fusion Splice Blocks, (1) Buffer Tube Storage Ring and Cable Restraint Hardware

COYOTE DTC Accessories

Catalog Number	Description
80809960	Hose Clamp Clip Kit – Includes (4) Small Hose Clamps and (4) Cable Retention Clips
80811033	Grommet Kit – Includes (4) 0.17" – 0.25" (4.3 – 6.4 mm) Grommets
80811034	Grommet Kit – Includes (4) 0.25" – 0.37" (6.4 – 9.4 mm) Grommets
80811237	Splice Tray Kit – Includes (1) Splice Tray, (4) LITE-GRIP Low Profile Single Fusion Splice Blocks and (1) Buffer Tube Storage Ring
80812533	Cover Opening Tool
80808187	Heat Shrink Splice Protector Kit – Includes (12) 40 mm Single Fusion
8003509	Heat Shrink Splice Protector Kit – Includes (12) 60 mm Single Fusion
8003993	Heat Shrink Splice Protector Kit – Includes (12) 40 mm Mass Fusion
80813362	Splice Block Kit – Includes (6) Plastic 12 CT. Single Fusion Splice Blocks, Orange
LGSBS8-5	Splice Block Kit – Includes (5) LITE-GRIP 8 CT. Single Fusion Splice Blocks, Yellow
LGSBR3-5	Splice Block Kit – Includes (5) LITE-GRIP 36 CT. Mass Fusion Splice Blocks, Purple



COYOTE® DTC4 AND DTC6

The **COYOTE DTC4 and DTC6 (Drop Termination Closure)** offer a durable, compact solution with multiple internal fiber organizers to support your current and future needs. Network evolution is unpredictable so why not choose a closure system developed to adapt. The DTC4 can be used as a transition unit for interior duct applications. Both the COYOTE DTC4 and DTC6 can equip an adapter bulkhead tray that hinges to allow access to the underlying fiber slack storage area.

FEATURES AND BENEFITS

- Dimensions: 10.8" x 7.8" x 3.2" (274 x 198 x 82 mm)
- Max Splice Capacity: 24 Single Fusion
- Max Adapter Quantity: 4 Dual SC or 4 Quad LC
- Grommet Quantity: 4 or 6 (Multi-Hole Grommets Available)
- Grommet Cable Diameter Range: Large Grommets = 0.118" – 0.60" (3 – 15 mm)
Small Grommets = 0.093" – 0.420" (2.4 – 10.7 mm) and Flat Drop
- Applications: Direct Bury, Below Grade, Pole/Wall Mount, Pedestal, Aerial, or Interior Applications
- Designed and tested in accordance to Telcordia® GR-771-CORE Buried, Underground, IP-68 Rated Requirements
- Constructed out of rugged UV-stabilized, flame-retardant material (UL94-5VA Rated)
- Hinged cover with integrated over-mold creates a secure seal and provides quick re-entry and re-use

ORDERING INFORMATION

COYOTE® DTC4 Catalog Number

DTC4- XX - XX - X - X - X - X

(Section 1) (Section 2) (Section 3) (Section 4) (Section 5) (Section 6)

Must be in alphabetical order Must be in alphabetical order

Catalog Number Example: DTC4-AA-DD-2-1-2-N

COYOTE® DTC6 Catalog Number






DTC6- XXXXXX - X - X - X - X

(Section 2) (Section 3) (Section 4) (Section 5) (Section 6)








Must be in alphabetical order

Catalog Number Example: DTC6-AABBDD-2-2-2-Y



Section 1

DTC4 Large Grommet Selection (Select 2)	Cable Diameter Range
A 	5-Hole Design 1 Hole: 0.55" – 0.60" (14 - 15 mm) 4 Holes: 0.275" (7 mm)
B 	7-Hole Design 1 Hole: 0.55" – 0.60" (14 - 15 mm) 6 Holes: 0.197" (5 mm)
C 	7-Hole Design 1 Hole: 0.335" (8.5 mm) 6 Holes: 0.197" (5 mm)
D 	8-Hole Design 8 Holes: 0.197" (5 mm)
E 	8-Hole Design 8 Holes: 0.118" (3 mm)





Section 2

DTC4 Small Grommet Selection (Select 2)	Cable Diameter Range
DTC6 Small Grommet Selection (Select 6)	
A 	SOLID / PLUG
B 	0.170" – 0.250" (4.3 - 6.4 mm) ROUND CABLES
C 	0.250" – 0.350" (6.4 - 8.9 mm) ROUND CABLES
D 	0.156" – 0.170" (4.0 - 4.3 mm) ROUND CABLES
E 	0.093" – 0.125" (2.4 - 3.2 mm) ROUND CABLES
F 	FOR FLAT DROP CABLES
G 	0.350" – 0.420" (8.9 - 10.7 mm) ROUND CABLES

Section 3

Organizer Options (Select 1)
1 
2 


Section 4

Adapter Type (Select 1)	
N	NONE
1	
	Duplex SC/APC
2	
	Duplex SC/UPC
3	
	Quad LC/APC
4	
	Quad LC/UPC

Section 5

Adapter Quantity
0 to 4

Section 6

Pigtails Required (Select 1) (Matches adapter type and quantity)	
N	NONE
Y	
	900 μm

Accessories

Catalog Number	Description
8004109	COYOTE DTC4/6 Pole/Wall Mounting Bracket
8004110	COYOTE DTC4/6 Cable Storage Bracket
8004111	COYOTE DTC4/6 Aerial Mounting Bracket – Strand Applications
8004112	COYOTE DTC4/6 Aerial Mounting Bracket – ADSS Applications
8004172	COYOTE DTC4/6 Mounting Bracket – For use with FIBERLIGN® ADSS Cable Storage Bracket



COYOTE® DTC8

The **COYOTE DTC8 (Drop Termination Closure)** is the largest member of the DTC family. The DTC8 provides the ultimate level of application flexibility for fiber drop distribution applications. The closure can be configured with a range of fiber organizer systems to support splice, distributed splitter and drop applications using traditional cable, blown fiber cable, pushable drop cable technology or micro tube cable. Organizers to support pre-connectorized drop applications as an alternative to more costly proprietary hardened drop cable systems are also available.

FEATURES AND BENEFITS

- Dimensions: 12" x 8.8" x 3.5" (305 x 224 x 89 mm)
- Max Splice Capacity: 48 Single Fusion
- Max Adapter Quantity: 4 Duplex SC or 4 Quad LC
- Grommet Quantity: 8 (Multi-Hole Grommets Available)
- Grommet Cable Diameter Range: Large Grommets = 0.093" – 0.550" (2.4 - 14.0 mm) and Flat Drop Cable
Small Grommets = 0.093" – 0.420" (2.4 - 10.7 mm) and Flat Drop Cable
- Applications: Direct Bury, Below Grade, Pole/Wall Mount, Aerial, or Pedestal
- Designed and tested in accordance to Telcordia® GR-771-CORE Buried, Underground, IP-68 Rated Requirements
- Constructed out of rugged UV-stabilized, flame retardant material (UL94-5VA Rated)
- Hinged collar system and intergrated over-molded cover provides quick re-entry and re-use, no special tools required

ORDERING INFORMATION

COYOTE® DTC8 Catalog Number












DTC8- XXXX - XXXX - X - X - X - X - X

(Section 1) (Section 2) (Section 3) (Section 4) (Section 5) (Section 6) (Section 7)








Must be in alphabetical order Must be in alphabetical order

Catalog Number Example: DTC8-BBDD-CCCC-2-2-1-2-Y

Section 1

Grommet Selection (Select 4)	Cable Diameter Range
A 	SOLID / PLUG
B 	0.170" – 0.220" (4.3 – 5.6 mm) ROUND CABLES
C 	0.220" – 0.270" (5.6 – 6.9 mm) ROUND CABLES
D 	0.270" – 0.320" (6.9 – 8.1 mm) ROUND CABLES
E 	0.320" – 0.370" (8.1 – 9.4 mm) ROUND CABLES
F 	0.370" – 0.420" (9.4 – 10.7 mm) ROUND CABLES
G 	0.420" – 0.470" (10.7 – 11.9 mm) ROUND CABLES
H 	0.470" – 0.550" (11.9 – 14.0 mm) ROUND CABLES
J 	0.156" – 0.170" (4.0 – 4.3 mm) ROUND CABLES
K 	0.093" – 0.125" (2.4 – 3.2 mm) ROUND CABLES
L 	FOR FLAT DROP CABLES

Section 2

Grommet Selection (Select 4)	Cable Diameter Range
A 	SOLID / PLUG
B 	0.170" – 0.250" (4.3 – 6.4 mm) ROUND CABLES
C 	0.250" – 0.350" (6.4 – 8.9 mm) ROUND CABLES
D 	0.156" – 0.170" (4.0 – 4.3 mm) ROUND CABLES
E 	0.093" – 0.125" (2.4 – 3.2 mm) ROUND CABLES
F 	FOR FLAT DROP CABLES
G 	0.350" – 0.420" (8.9 – 10.7 mm) ROUND CABLES





Section 3

Organizer Options (Select 1)
1  Splice Only - Protected Storage
2  Splice & Adapters
3  Splice Only - Open Storage
4  Adapters Only
5  Splice & Adapters - Open Storage

Section 4

Splice Tray Selection Selection/Quantity
N  NONE (Organizer 4 & 5)
1 to 4  12 Count Tray


Section 5

Adapter Type (Select 1)
N NONE
1  Duplex SC/APC
2  Duplex SC/UPC
3  Quad LC/APC
4  Quad LC/UPC

Section 6


Adapter Quantity
0 to 4 (Organizer 2 or 5) 0 to 8 (Organizer 4)

Section 7

Pigtails Required (Select 1) (Matches adapter type and quantity)
N NONE
Y  900 µm
Optional
G Ground Stud

Accessories

Catalog Number	Description
80812456	Splice Tray, 12 CT., Single Fusion
80812916	Splitter Tray for 1x2, 1x4, 1x8 Bare Fiber Splitters or 1x2, 1x4 Pre-Connectorized Splitters
8004104	COYOTE DTC8 Pole/Wall Mounting Bracket
8004105	COYOTE DTC8 Cable Storage Bracket
8004111	COYOTE DTC8 Aerial Mounting Bracket – Strand Applications
8004112	COYOTE DTC8 Aerial Mounting Bracket – ADSS Applications
8004108	COYOTE DTC8 Pedestal Bracket Kit – For use with Channell Commercial Corp. 10" x 22" Round Pedestal
8004172	COYOTE DTC8 Mounting Bracket – For use with FIBERLIGN® ADSS Cable Storage Bracket



COYOTE® LCC

The **COYOTE LCC (Low Count Closure)** is a compact closure that utilizes the COYOTE silicone grommet system and LITE-GRIP® splice platform, is designed making this rugged closure the ideal economical solution for new drop cable installations and critical repair situations.

FEATURES AND BENEFITS

- Offers a cost-effective solution for quick restoration of damaged or cut fiber service drops
- Utilizes the LITE-GRIP splice block system which permits single fusion, mass fusion, mechanical, PLC splitters, or a combination of all within one closure
- Factory installed gasket allows for re-entry and re-use
- LCC halves are constructed of a UV-stabilized material
- Flexible grommet sealing technology supports a wide range of flat and round cable profiles
- Flat shape allows for mounting in small areas
- Flame-retardant and ribbon kits available
- Designed and tested in accordance to Telcordia® GR-771-CORE Buried, Underground, IP-68 Rated Requirements

Specifications

Catalog Number	COYLCC-F001 through COYLCC-F015
Splice Capacity (Maximum) – Single Fusion, Mass Fusion	24, 72
Cable Ports ¹	2
Cable Diameters	0.093" – 1.00" (2.4 – 25.4 mm) and Flat Drop
Configuration	In-Line or Butt
Application	Direct Bury, Below Grade, Pole/Wall, Aerial
Ingress Protection	In accordance to Telcordia® GR-771-CORE, Buried, Underground, IP-68
Size	14.0" L x 6.5" W x 2.5" D (356 x 165 x 64 mm)

¹Multi-hole grommets allow for more than one cable to enter each cable port.

COYOTE LCC for Fiber Kit Contents


Catalog Number	Description
COYLCC-F001	COYOTE LCC Closure for Single Fusion – Includes (1) 7-Hole Grommet [1 Hole: 0.42" – 0.60" (10.7 – 15.2 mm) and 6 Holes: 0.125" – 0.250" (3.2 – 6.4 mm) and Flat Drop Cable] and (1) 12-Hole Grommet Flat Drop Cable
COYLCC-F002	COYOTE LCC Closure for Single Fusion – Includes: (1) 7-Hole Grommet [1 Hole: 0.42" – 0.60" (10.7 – 15.2 mm) and 6 Holes: 0.125" – 0.250" (3.2 – 6.4 mm) and Flat Drop Cable], (1) 12-Hole Grommet Flat Drop Cable, and (1) Bobbin Kit
COYLCC-F004	COYOTE LCC Closure for Single Fusion – Includes (2) 7-Hole Grommets [1 Hole: 0.42" – 0.60" (10.7 – 15.2 mm) and 6 Holes: 0.125" – 0.250" (3.2 – 6.4 mm) and Flat Drop Cable]
COYLCC-F005	COYOTE LCC Closure for Single Fusion – Includes (2) 2-Hole Grommets 0.42" – 0.60" (10.7 – 15.2 mm)
COYLCC-F006	COYOTE LCC Closure for Single Fusion – Includes (2) 4-Hole Grommets 0.30" – 0.43" (7.6 – 10.9 mm)
COYLCC-F008	COYOTE LCC Closure for Single Fusion – Includes (1) 1-Hole Grommet 0.40" – 0.60" (10.2 – 15.2 mm) and (1) 8-Hole Grommet 0.125" – 0.250" (3.2 – 6.4 mm) and Flat Drop Cable
COYLCC-F012	COYOTE LCC Closure for Single Fusion – Includes (2) 1-Hole Grommets 0.40" – 0.60" (10.2 – 15.2 mm)
COYLCC-F014	COYOTE LCC Closure for Single Fusion – Includes (2) 2-Hole Grommets 0.42" – 0.60" (10.7 – 15.2 mm) and (2) Dual Strength Member Brackets
COYLCC-F015	COYOTE LCC Closure for Single Fusion – Includes (2) 7-Hole Grommets [1 Hole: 0.42" – 0.60" (10.7 – 15.2 mm) and 6 Holes: 0.125" – 0.250" (3.2 – 6.4 mm) and Flat Drop Cable] and (2) Dual Strength Member Brackets

- For the COYOTE LCC Flame Retardant catalog numbers, insert "FR" into the catalog number code. Ex.: COYLCCFR-F001

- All kits include (1) LCC Closure, (2) Grommets, (3) LITE-GRIP® 8 CT. Single Fusion Splice Blocks, (1) Splice Platform, (1) Dual Strength Member Bracket, (1) L-Strength Member Bracket, (4) Fiber Management Clips

COYOTE LCC Accessories

Catalog Number	Description
80808633	Flat Drop Cable Retention Bobbin Kit
80811037	4-Port Cable Retention Bobbin Kit
80811036	6-Port Drop Cable Retention Bobbin Kit
80809851	Dual Strength Member Bracket Kit – Includes (1) Dual Strength Member Bracket and (2) Cap/Stud Assemblies
8003843	L-Strength Member Bracket Kit – Includes (2) L-Strength Member Brackets
8003832	Aerial Mounting Bracket - Strand Applications
8003852	Aerial Mounting Bracket - ADSS Applications
8003830	Pole/Wall Mounting Bracket
8003835	Handhole Mounting Bracket



COYOTE® BGC

The **COYOTE BGC (Bonding and Grounding Closure)** is a compact closure that utilizes the COYOTE silicone grommet system and integrated grounding studs, make this rugged closure the ideal economical solution for bonding and grounding needs.

FEATURES AND BENEFITS

- Offers a cost-effective solution for bonding and grounding applications
- Two ground stud design provides the ability to trouble shoot without entering closure assembly
- Internal bonding leads with double crimped compression lugs designed to ensure a reliable bonding connection
- Factory installed gasket allows for re-entry and re-use
- BGC halves are constructed out of a rugged UV-stabilized material
- Flame-retardant kits available
- Factory slit, craft-friendly grommet system reduces assembly time
- Flat shape allows for mounting in small areas
- Captive hardware ensures quick, easy assembly, no special tools required
- Designed and tested in accordance to Telcordia® GR-771-CORE Buried, Underground, IP-68 Rated Requirements

Specifications

Catalog Number	COYBGC-001, COYBGC-002, COYBGC-003
Cable Ports	2
Cable Diameters	0.40" – 0.96" (10.1 – 24.4 mm)
Ground Studs	2
Configuration	In-Line
Application	Direct Bury, Below Grade, Pole/Wall, Aerial
Ingress Protection	In accordance to Telcordia® GR-771-CORE, Buried, Underground, IP-68
Size	14.0" L x 6.5" W x 2.5" D (356 x 165 x 64 mm)

COYOTE BGC Kit Contents for OSP Applications

Catalog Number	Description
COYBGC-001	COYOTE BGC Closure for Shielded Cable Diameters 0.40" – 0.60" (10.1 – 15.2 mm)
COYBGC-002	COYOTE BGC Closure for Shielded Cable Diameters 0.60" – 0.85" (15.2 – 21.6 mm)
COYBGC-003	COYOTE BGC Closure for Shielded Cable Diameters 0.85" – 0.96" (21.6 – 24.4 mm)

COYOTE BGC Kit Contents for Vault Applications (Flame Retardant)

Catalog Number	Description
COYBGCFR-001	COYOTE BGC Closure for Shielded Cable Diameters 0.40" – 0.60" (10.1 – 15.2 mm)
COYBGCFR-002	COYOTE BGC Closure for Shielded Cable Diameters 0.60" – 0.85" (15.2 – 21.6 mm)
COYBGCFR-003	COYOTE BGC Closure for Shielded Cable Diameters 0.85" – 0.96" (21.6 – 24.4 mm)

All kits include (1) BGC Closure, (2) 1-Hole Grommets, and (2) Bond Connectors

COYOTE BGC Accessories

Catalog Number	Description
8003832	Aerial Mounting Bracket - Strand Applications
8003835	Pole/Wall Mounting Bracket
8003830	Handhole Mounting Bracket



COYOTE® ATC

The **COYOTE ATC (Aerial Terminal Closure)** is an aerial closure system designed to support the drop distribution network without the need for specialized drop cable assemblies. The closure features a unique dual chamber design with independent access to the splice/slack storage chamber and to the drop connection chamber. The cover latch system expedites access for drop installation and the fasteners secure the splice chamber cover to restrict access after initial installation. Inside the closure is a large slack storage area and splice tray system which supports single fusion, mass fusion, mechanical splice protectors, or splitter technology.

FEATURES AND BENEFITS

- Dimensions: 17" x 10" x 4" (432 x 254 x 102 mm)
- Max Splice Capacity: 48 Single Fusion
- Max Adapter Quantity: 16 Simplex SC or 16 Duplex LC
- Grommet Quantity: 4 Splice Chamber and 8 Drop Chamber (Multi-Hole Grommets Available)
- Grommet Cable Diameter Range: Splice Chamber Grommets = 0.156" - 0.55" (4 - 14 mm)
Drop Chamber Grommets = 0.093" - 0.22" (2.4 - 5.6 mm) and Flat Drop
- Applications: Aerial
- Designed and tested in accordance to Telcordia® GR-771-CORE Above Grade, IP-55 Rated Requirements
- Constructed out of rugged UV-stabilized, flame retardant material (UL94-5VA Rated)
- Dual cover design allows independent access to each closure chamber










ORDERING INFORMATION

COYOTE® ATC Catalog Number

ATC- XXXX - X - X - X - X - X
 (Section 1) (Section 2) (Section 3) (Section 4) (Section 5) (Section 6)
 Must be in alphabetical order

Catalog Number Example: ATC-AADD-9-N-1-3-8


Section 1

Splice Chamber Grommet Selection (Select 4)	Cable Diameter Range
A 	SOLID / PLUG
B 	0.200" – 0.250" (5.0 – 6.4 mm) ROUND CABLES
C 	0.250" – 0.300" (6.4 – 7.6 mm) ROUND CABLES
D 	0.300" – 0.350" (7.6 – 8.9 mm) ROUND CABLES
E 	0.350" – 0.400" (8.9 – 10.2 mm) ROUND CABLES
F 	0.400" – 0.450" (10.2 – 11.4 mm) ROUND CABLES
G 	0.450" – 0.500" (11.4 – 12.7 mm) ROUND CABLES
H 	0.500" – 0.550" (12.7 – 14.0 mm) ROUND CABLES
J 	0.156" – 0.187" (4.0 – 4.7 mm) ROUND CABLES






Section 2

Splice Chamber Splitter Type (Select 1)	
N	NONE
Bare Fiber PLC Splitters	
1	1x4
2	1x8
3	1x16
Pre-Connectorized PLC Splitters	
4	1x4 - SC/APC
5	1x4 - LC/APC
6	1x4 - SC/UPC
7	1x4 - LC/UPC
8	1x8 - SC/APC
9	1x8 - LC/APC
10	1x8 - SC/UPC
11	1x8 - LC/UPC
12	1x16 - SC/APC
13	1x16 - LC/APC
14	1x16 - SC/UPC
15	1x16 - LC/UPC





Section 3

Splice Chamber Pigtails (Select 1) (Matches adapter type and quantity)	
N	NONE
Y	 900 µm

Section 4

Drop Chamber Grommet Selection (Select 1)	Cable Diameter Range
0 	SOLID / PLUG
1 	0.093" – 0.125" (2.4 – 3.2 mm) ROUND CABLES
2 	0.156" – 0.170" (4.0 – 4.3 mm) ROUND CABLES
3 	FOR FLAT DROP CABLES
4 	0.187" – 0.220" (4.7 – 5.6 mm) ROUND CABLES

Section 5

Drop Chamber Adapter Type (Select 1)	
N	NONE
1	 Simplex SC/APC
2	 Simplex SC/UPC
3	 Duplex LC/APC
4	 Duplex LC/UPC

Section 6

Drop Chamber Adapter Quantity
0 to 16

Accessories

Catalog Number	Description
8004121	COYOTE ATC Aerial Mounting Bracket - ADSS Applications



COYOTE ATC Splice Chamber



COYOTE ATC Drop Chamber



COYOTE® IN-LINE RUNT CLOSURE

The **COYOTE In-Line RUNT Closure** has the versatility to be used in both distribution and fiber-to-the-premise (FTTP) networks for in-line or butt applications. The compact size allows for placement in small handholes and pedestals.

FEATURES AND BENEFITS

- Internal organizer manages buffer tube or ribbon
- Multiple splice tray designs support mass fusion splicing, single fusion splicing, or a combination of both
- Flexible grommet sealing technology supports a wide range of flat and round cable profiles
- Factory-installed gasket allows re-entry and re-use
- Flame-retardant kits available
- Designed and tested in accordance to Telcordia® GR-771-CORE Buried, Underground, IP-68 Rated Requirements

Specifications

Catalog Number	8006951, 8006952, 80061049
Splice Capacity (Maximum) – Single Fusion (Low Profile, 80809958), Single Fusion (Low Profile, 80813152), Single Fusion (Deep Profile, 80808945), Mass Fusion (Deep Profile, LGSTR144)	96, 144, 80, 288
Number of Splice Trays – 80809958, 80813152, 80808945, LGSTR144	4, 4, 2, 2
Cable Ports ¹	4 (2 at each end)
Cable Diameters	0.093" – 1.20" (2.4 – 30.5 mm) and Flat Drop
Configuration	In-Line or Butt
Application	Direct Bury, Below Grade, Pole/Wall, Aerial only for 8006952, Indoor only for 80061049
Ingress Protection	In accordance to Telcordia® GR-771-CORE, Buried, Underground; IP-68
Size ²	18.7" L x 10.0" W x 3.7" H (475 x 254 x 94 mm)

¹ Multi-hole grommets allow for more than one cable to enter each cable port

² Outermost part of the assembly.

COYOTE In-Line RUNT Closure Kit Contents

Catalog Number	Description
8006951	In-Line RUNT Hermetically Sealed – Includes (2) 1-Hole Grommets 0.40" – 0.60" (10.2 – 15.2 mm), (1) 2-Hole Grommet 0.42" – 0.60" (10.7 – 15.2 mm), and (1) 4-Hole Grommet 0.30" – 0.43" (7.6 – 10.9 mm)
8006952	In-Line RUNT Free Breathing – Includes (2) 1-Hole Grommets 0.40" – 0.60" (10.2 – 15.2 mm), (1) 2-Hole Grommet 0.42" – 0.60" (10.7 – 15.2 mm), and (1) 4-Hole Grommet 0.30" – 0.43" (7.6 – 10.9 mm)
80061049	In-Line RUNT Flame Retardant, Hermetically Sealed – Includes (2) 1-Hole Grommets 0.40" – 0.60" (10.2 – 15.2 mm), (1) 2-Hole Grommet 0.42" – 0.60" (10.7 – 15.2 mm), (1) 4-Hole Grommet 0.30" – 0.43" (7.6 – 10.9 mm), (1) 6-Hole Grommet 0.125" – 0.250" (3.2 – 6.4 mm) and Flat Drop Cables, and a Torque Limiting Tool. For indoor use only.

All kits include (1) Closure Assembly, (4) Silicone Grommets and Cable Restraint Hardware (Splice Trays and Hanger Brackets Sold Separately)



Hermetically Sealed
Catalog Number: 8006951



Free Breathing
Catalog Number: 8006952



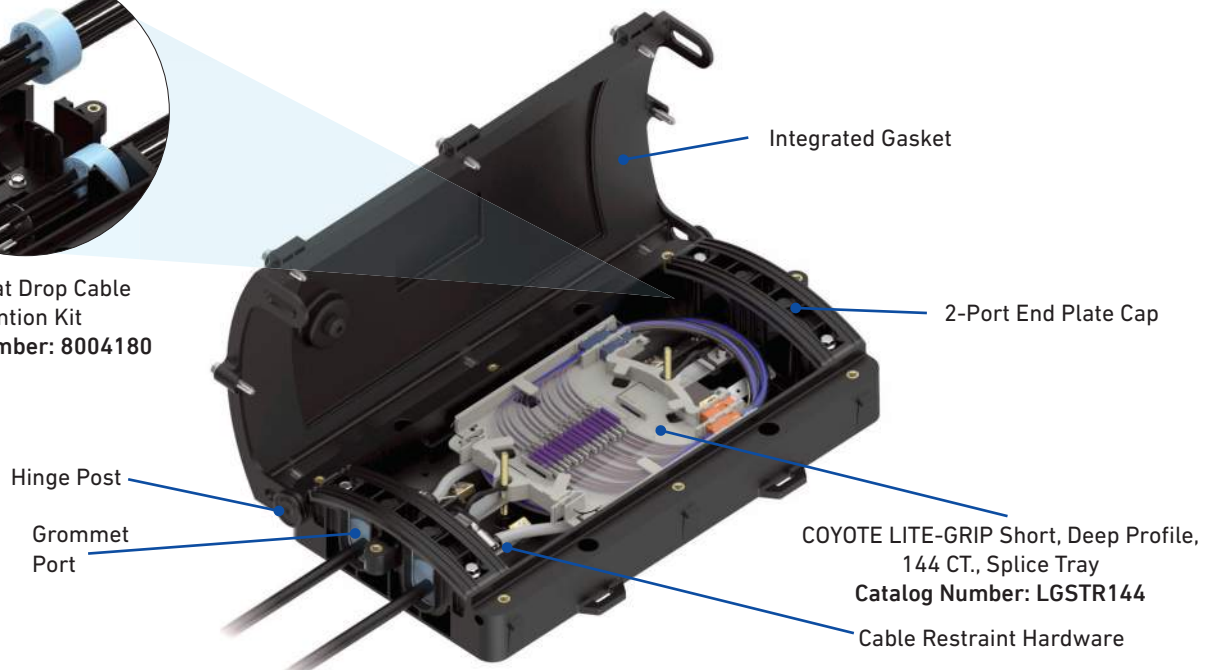
Flame Retardant, Hermetically Sealed
Catalog Number: 80061049

ACCESSORIES

Catalog Number	Description
80809958	Splice Tray, COYOTE LITE-GRIP® Short, Low Profile, 24 CT., Single Fusion
80813152	Splice Tray, COYOTE LITE-GRIP Short, Low Profile, 36 CT., Single Fusion
80808945	Splice Tray, COYOTE LITE-GRIP Short, Deep Profile, 40 CT., Single Fusion
LGSTR144	Splice Tray, COYOTE LITE-GRIP Short, Deep Profile, 144 CT., Mass Fusion
8004160	Heat Shrink Splice Protector Kit – Includes (50) 40 mm Mass Fusion
8004095	Heat Shrink Splice Protector Kit – Includes (50) 40 mm Single Fusion
8003717	Heat Shrink Splice Protector Kit – Includes (50) 60 mm Single Fusion
80811124	6 Position SC/APC Cross-Connect Bulkhead
80813787	6 Position ST/UPC Cross-Connect Bulkhead
80811123	8 Position SC/APC Cross-Connect Bulkhead
80811126	6 Position SC/UPC Cross-Connect Bulkhead
80811125	8 Position SC/UPC Cross-Connect Bulkhead
80809054	Cross-Connect Bulkhead
8003733	End Plate Kit – Includes (1) End Plate Cap with Integrated Gasket, (1) Package of Silicone Lubricant, and (3) Bolts
80807794	Hardware Bag
80805293	Transport Tube Kit – Includes (6) 0.135" (3.4 mm) ID x 34" (863 mm) Long Transport Tubes
80808639	Transport Tube Kit – Includes (3) 0.25" (6.3 mm) ID x 6' (1828 mm) Long Transport Tubes
8004180	6-Port Flat Drop Cable Retention Kit
8004181	8-Port Flat Drop Cable Retention Kit



6-Port Flat Drop Cable Retention Kit
Catalog Number: 8004180



COYOTE In-Line RUNT, Hermetically Sealed
144 CT. Ribbon Application

MOUNTING BRACKETS

Catalog Number	Description
8003797	Aerial Mounting Bracket – Strand Applications
8004179	Horizontal Aerial Mounting Bracket – Strand Applications
8003864	Aerial Mounting Bracket – ADSS Applications
8003703	Pole/Wall Mounting Bracket
8003835	Universal Mounting Bracket – Handhole Applications
8003706	Swing Arm Mounting Bracket



Aerial Mounting Bracket for
Strand Application
Catalog Number: 8003797




Horizontal Aerial Mounting
Bracket for
Strand Application
Catalog Number: 8004179



Pole/Wall Mounting Bracket
Catalog Number: 8003703



Universal Mounting Bracket
Catalog Number: 8003835



COYOTE® ONE DOME CLOSURE

The **COYOTE ONE Dome Closure** has two organizer types to support either buffer tube or ribbon applications. These closures utilize PLP's patented segmented end plate design, which allows for independent access of each cable port without disturbing previously installed cables. This design also allows for ease of upgrading to a larger size without breaking the spliced joint, as your network continues to grow.

FEATURES AND BENEFITS

- 3-Port segmented end plate design provides independent access to each cable port without disrupting the surrounding cables
- Tray design allows the removal from the stack to enable multiple splicers to work simultaneously
- Multiple splice tray designs support mass fusion splicing, single fusion splicing, or a combination of both
- Flexible grommet sealing technology supports a wide range of flat and round cable profiles
- Designed and tested in accordance to Telcordia® GR-771-CORE Buried, Underground, IP-68 Rated Requirements

BUFFER TUBE APPLICATIONS

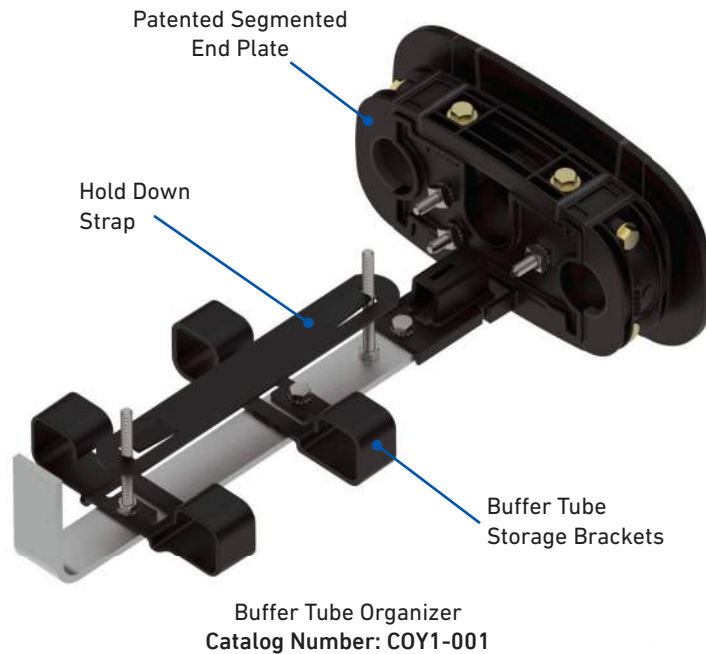
Specifications

Catalog Number	COY1-001
Splice Capacity (Maximum) – Single Fusion (Low Profile, 80809958), Single Fusion (Low Profile, 80813152), Single Fusion (Deep Profile, 80808945)	96, 144, 80
Number of Splice Trays – 80809958, 80813152, 80808945	4, 4, 2
Cable Ports ¹	3
Cable Diameters	0.093" – 0.85" (2.4 – 21.6 mm) and Flat Drop
Ground Studs	3
Configuration	Butt
Application	Direct Bury, Below Grade, Pole/Wall, Aerial
Ingress Protection	In accordance to Telcordia® GR-771-CORE, Buried, Underground; IP-68
Size ²	16.0" L x 10.8" W x 5.7" H (406 x 274 x 145 mm)

¹ Multi-hole grommets allow for more than one cable to enter each cable port.

² Outermost part of the assembly; includes the sealing collar.

ORGANIZER ASSEMBLY



COYOTE ONE Dome Closure Kit Contents

Catalog Number	Description
COY1-001	COYOTE ONE Dome Closure for Buffer Tube – Includes (2) 2-Hole Grommets 0.42" – 0.60" (10.7 – 15.2 mm), and (1) 6-Hole Grommet 0.125" – 0.250" (3.2 – 6.4 mm) and Flat Drop Cables

All kits include (1) COYOTE ONE End Plate with Organizer, (1) Dome, (1) Gasket, (1) Collar, (2) 2-Hole Grommets, (1) 6-Hole Grommet and Cable Restraint Hardware (Splice Trays and Hanger Brackets Sold Separately).

UNITUBE OR BUFFER TUBE APPLICATIONS

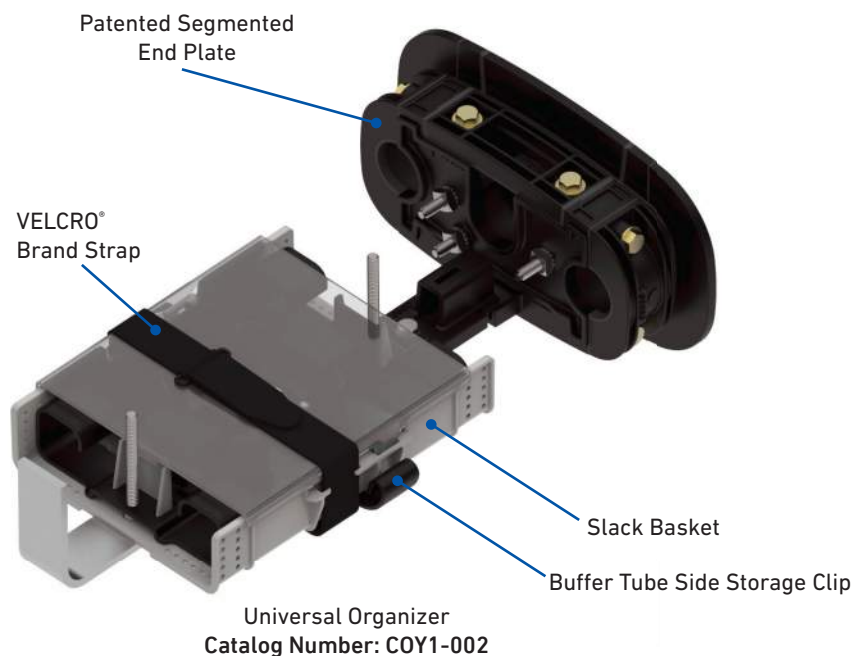
Specifications

Catalog Number	COY1-002
Splice Capacity (Maximum) – Single Fusion (Low Profile, 80809958), Single Fusion (Low Profile, 80813152), Single Fusion (Deep Profile, 80808945), Mass Fusion (Deep Profile, LGSTR144)	72, 108, 80, 288
Number of Splice Trays – 80809958, 80813152, 80808945, LGSTR144	3, 3, 2, 2
Cable Ports ¹	3
Cable Diameters	0.093" – 0.85" (2.4 – 21.6 mm) and Flat Drop
Ground Studs	3
Configuration	Butt
Application	Direct Bury, Below Grade, Pole/Wall, Aerial
Ingress Protection	In accordance to Telcordia® GR-771-CORE, Buried, Underground; IP-68
Size ²	16.0" L x 10.8" W x 5.7" H (406 x 274 x 145 mm)

¹ Multi-hole grommets allow for more than one cable to enter each cable port.

² Outermost part of the assembly; includes the sealing collar.

ORGANIZER ASSEMBLY



COYOTE ONE Dome Closure Kit Contents

Catalog Number	Description
COY1-002	COYOTE ONE Dome Closure for Buffer Tube or Ribbon – Includes (2) 2-Hole Grommets 0.42" – 0.60" (10.7 – 15.2 mm), (1) 6-Hole Grommet 0.125" – 0.250" (3.2 – 6.4 mm) and Flat Drop Cables, and (1) Transition Tubing Kit

All kits include (1) COYOTE ONE End Plate with Organizer, (1) Dome, (1) Gasket, (1) Collar, (2) 2-Hole Grommets, (1) 6-Hole Grommet and Cable Restraint Hardware (Splice Trays and Hanger Brackets Sold Separately).

ACCESSORIES AND MOUNTING BRACKETS

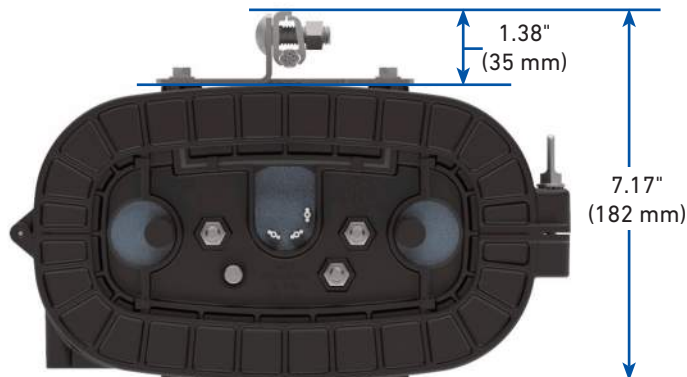
COYOTE ONE Dome Closure Accessories

Catalog Number	Description
80809958	Splice Tray, COYOTE LITE-GRIP® Short, Low Profile, 24 CT., Single Fusion
80813152	Splice Tray, COYOTE LITE-GRIP Short, Low Profile, 36 CT., Single Fusion
80808945	Splice Tray, COYOTE LITE-GRIP Short, Deep Profile, 40 CT., Single Fusion
LGSTR144	Splice Tray, COYOTE LITE-GRIP Short, Deep Profile, 144 CT., Mass Fusion
8004160	Heat Shrink Splice Protector Kit – Includes (50) 40 mm Mass Fusion
8004095	Heat Shrink Splice Protector Kit – Includes (50) 40 mm Single Fusion
8003717	Heat Shrink Splice Protector Kit – Includes (50) 60 mm Single Fusion
80810072	Cross-Connect Bulkhead
80809205	Strength Member Bracket Kit – Includes (2) Short L-Brackets
80811037	4-Port Cable Retention Bobbin Kit
80811036	6-Port Drop Cable Retention Bobbin Kit
80812928	6/8-Port Drop Cable Retention Bobbin Kit

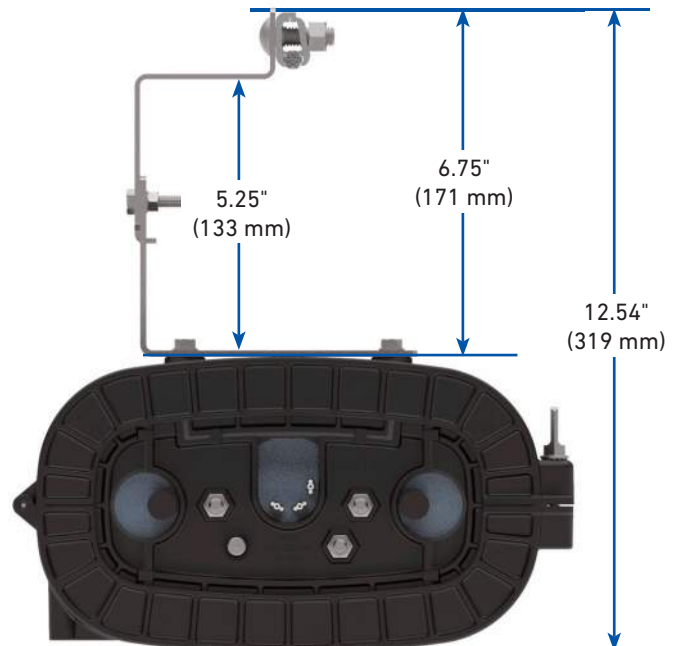
COYOTE ONE Dome Closure Mounting Brackets

Catalog Number	Description
EVOBKT-ALC	Aerial Low Clearance Mounting Bracket – Strand Applications
8004031	Aerial Low Clearance Mounting Bracket – ADSS Applications
EVOBKT-AE	Aerial Adjustable Offset Mounting Bracket – Strand Applications
8004032	Aerial Adjustable Offset Mounting Bracket – ADSS Applications
EVOBKT-PWM	Pole/Wall Mounting Bracket
8003835	Universal Mounting Bracket – Handhole Applications
8004003	Manhole Support Bracket


DIMENSIONS



COYOTE ONE with Aerial Low Clearance Mounting Brackets
for Strand Applications
Catalog Number: EVOBKT-ALC



COYOTE ONE with Aerial Adjustable Offset Mounting
Brackets for Strand Applications
Catalog Number: EVOBKT-AE



COYOTE® DOME CLOSURE

6.5" X 17" AND 6.5" X 22"

The **COYOTE 6.5" Dome Closure** offers two length options of 17" and 22" to support either buffer tube or ribbon fiber applications. These closures utilize PLP's patented segmented end plate design, which allows for easy installation of a variety of cable sizes in conjunction with the grommets. This segmented end plate design also allows for ease of upgrading to a larger size if your network continues to grow.

FEATURES AND BENEFITS

- 4-Port segmented end plate design provides independent access to each cable port without disrupting surrounding cables
- Tray design allows the removal from the stack to enable multiple splicers to work simultaneously
- Multiple tray designs support mass fusion splicing, single fusion splicing, or a combination of both
- Flexible grommet sealing technology supports a wide range of flat and round cable profiles
- Flame-retardant kits available
- Designed and tested in accordance to Telcordia® GR-771-CORE Buried, Underground, IP-68 Rated Requirements

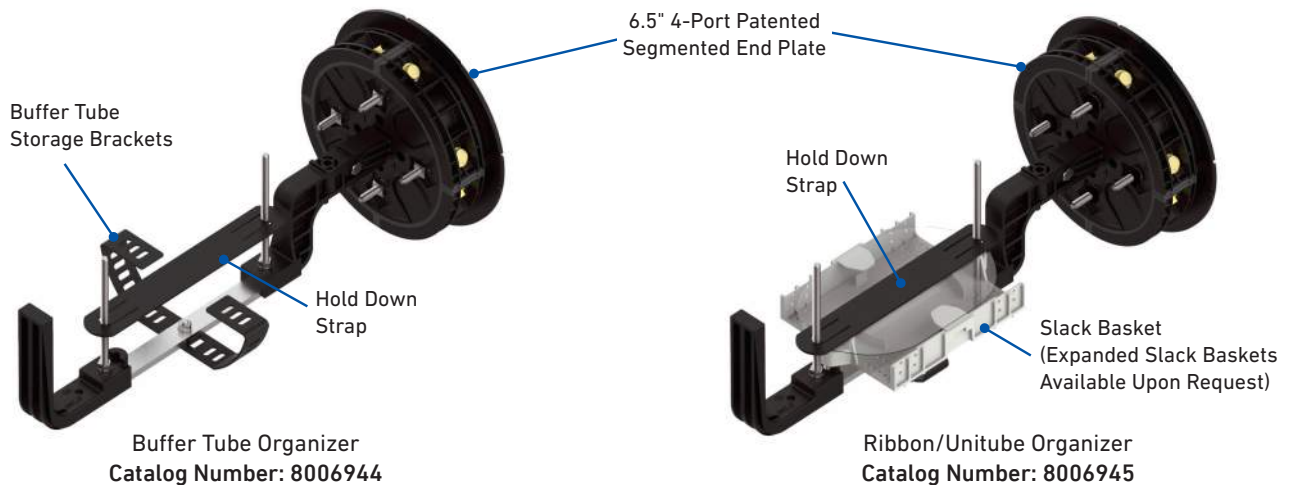
COYOTE® 6.5" X 17" DOME CLOSURE

Specifications	Buffer	Ribbon
Catalog Numbers	8006944	8006945
Splice Capacity (Maximum) – Single Fusion (Low Profile, 80809958), Single Fusion (Low Profile, 80813152), Single Fusion (Deep Profile, 80808945), Mass Fusion (Deep Profile, LGSTR144)	144, 216, 120, N/A	144, 216, 120, 432
Number of Splice Trays – 80809958, 80813152, 80808945, LGSTR144	6, 6, 3, N/A	6, 6, 3, 3
Cable Ports ¹	4	4
Cable Diameters	0.093" – 1.25" (2.4 – 31.8 mm) and Flat Drop	0.093" – 1.25" (2.4 – 31.8 mm) and Flat Drop
Ground Studs	4	4
Configuration	Butt	Butt
Application	Direct Bury, Below Grade, Pole/Wall, Aerial	Direct Bury, Below Grade, Pole/Wall, Aerial
Ingress Protection	In accordance to Telcordia® GR-771-CORE, Buried, Underground; IP-68	In accordance to Telcordia® GR-771-CORE, Buried, Underground; IP-68
Size ²	8.6" W x 17.9" L (218 x 455 mm)	8.6" W x 17.9" L (218 x 455 mm)

¹ Multi-hole grommets allow for more than one cable to enter each cable port.

² Outermost part of the assembly; includes the sealing collar.

COYOTE® 6.5" X 17" DOME CLOSURE ORGANIZER ASSEMBLIES



COYOTE 6.5" x 17" Dome Closure Kit Contents

Catalog Number	Description
8006944	COYOTE 6.5" x 17" Dome Closure for Buffer Tube – Includes (2) 1-Hole Grommets 0.40" – 0.60" (10.2 – 15.2 mm) and (2) 1-Hole Grommets 0.60" – 0.85" (15.2 – 21.6 mm)
8006945	COYOTE 6.5" x 17" Dome Closure for Ribbon – Includes (2) 1-Hole Grommets 0.40" – 0.60" (10.2 – 15.2 mm), (2) 1-Hole Grommets 0.60" – 0.85" (15.2 – 21.6 mm), (1) Transition Tubing Kit, and (2) Transport Tubing Kits
800012940	Flame Retardant COYOTE 6.5" x 17" Dome Closure for Buffer Tube – Includes (2) 1-Hole Grommets 0.40" – 0.60" (10.2 – 15.2 mm), and (2) 1-Hole Grommets 0.60" – 0.85" (15.2 – 21.6 mm)
800012941	Flame Retardant COYOTE 6.5" x 17" Dome Closure for Ribbon – Includes (2) 1-Hole Grommets 0.40" – 0.60" (10.2 – 15.2 mm), (2) 1-Hole Grommets 0.60" – 0.85" (15.2 – 21.6 mm), (1) Transition Tubing Kit, and (2) Transport Tubing Kits

All kits include (1) COYOTE 6.5" End Plate with Organizer, (1) Dome, (1) Gasket, (1) Collar, (4) 1-Hole Grommets and Cable Restraint Hardware (Splice Trays and Hanger Brackets Sold Separately).

Telcordia® is a registered trademark of Telcordia Technologies, Inc., now part of Ericsson.

©2022 Preformed Line Products CO-CA-1004-16

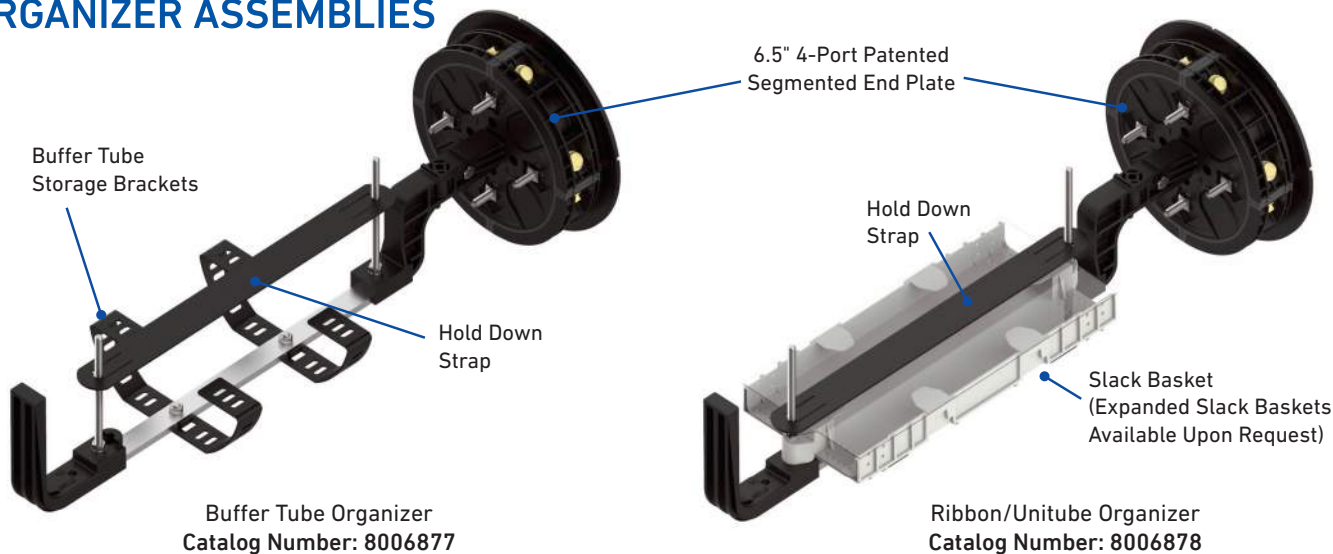
COYOTE® 6.5" X 22" DOME CLOSURE

Specifications	Buffer	Ribbon
Catalog Numbers	8006877	8006878
Splice Capacity (Maximum) – Single Fusion (Standard Profile, 80810086), Single Fusion (Deep Profile, LGSTS72), Mass Fusion (Deep Profile, LGSTR216)	144, 216, N/A	144, 216, 648
Number of Splice Trays – 80810086, LGSTS72, LGSTR216	4, 3, N/A	4, 3, 3
Cable Ports ¹	4	4
Cable Diameters	0.093" – 1.25" (2.4 – 31.8 mm) and Flat Drop	0.093" – 1.25" (2.4 – 31.8 mm) and Flat Drop
Ground Studs	4	4
Configuration	Butt	Butt
Application	Direct Bury, Below Grade, Pole/Wall, Aerial	Direct Bury, Below Grade, Pole/Wall, Aerial
Ingress Protection	In accordance to Telcordia® GR-771-CORE, Buried, Underground; IP-68	In accordance to Telcordia® GR-771-CORE, Buried, Underground; IP-68
Size ²	8.6" W x 22.6" L (218 x 574 mm)	8.6" W x 22.6" L (218 x 574 mm)

¹ Multi-hole grommets allow for more than one cable to enter each cable port.

² Outermost part of the assembly; includes the sealing collar.

ORGANIZER ASSEMBLIES



COYOTE 6.5" x 22" Dome Closure Kit Contents

Catalog Number	Description
8006877	COYOTE 6.5" x 22" Dome Closure for Buffer Tube – Includes (2) 1-Hole Grommets 0.40" – 0.60" (10.2 – 15.2 mm), and (2) 1-Hole Grommets 0.60" – 0.85" (15.2 – 21.6 mm)
8006878	COYOTE 6.5" x 22" Dome Closure for Ribbon – Includes (2) 1-Hole Grommets 0.40" – 0.60" (10.2 – 15.2 mm), (2) 1-Hole Grommets 0.60" – 0.85" (15.2 – 21.6 mm), (1) Transition Tubing Kit, and (2) Transport Tubing Kits
800012942	Flame Retardant COYOTE 6.5" x 22" Dome Closure for Buffer Tube – Includes (2) 1-Hole Grommets 0.40" – 0.60" (10.2 – 15.2 mm), and (2) 1-Hole Grommets 0.60" – 0.85" (15.2 – 21.6 mm)
800012943	Flame Retardant COYOTE 6.5" x 22" Dome Closure for Ribbon – Includes (2) 1-Hole Grommets 0.40" – 0.60" (10.2 – 15.2 mm), (2) 1-Hole Grommets 0.60" – 0.85" (15.2 – 21.6 mm), (1) Transition Tubing Kit, and (2) Transport Tubing Kits

All kits include (1) COYOTE 6.5" End Plate with Organizer, (1) Dome, (1) Gasket, (1) Collar, (4) 1-Hole Grommets and Cable Restraint Hardware (Splice Trays and Hanger Brackets Sold Separately).

Telcordia® is a registered trademark of Telcordia Technologies, Inc., now part of Ericsson.
©2022 Preformed Line Products CO-CA-1004-16


ACCESSORIES AND MOUNTING BRACKETS

COYOTE 6.5" Dome Closure Accessories

Catalog Number	Description
80809958	Splice Tray, COYOTE LITE-GRIP® Short, Low Profile, 24 CT., Single Fusion
80813152	Splice Tray, COYOTE LITE-GRIP Short, Low Profile, 36 CT., Single Fusion
80808945	Splice Tray, COYOTE LITE-GRIP Short, Deep Profile, 40 CT., Single Fusion
LGSTR144	Splice Tray, COYOTE LITE-GRIP Short, Deep Profile, 144 CT., Mass Fusion
80810086	Splice Tray, COYOTE LITE-GRIP Long, Standard Profile, 36 CT., Single Fusion
LGSTS72	Splice Tray, COYOTE LITE-GRIP Long, Deep Profile, 72 CT., Single Fusion
LGSTR216	Splice Tray, COYOTE LITE-GRIP Long, Deep Profile, 216 CT., Mass Fusion
8004160	Heat Shrink Splice Protector Kit – Includes (50) 40 mm Mass Fusion
8004095	Heat Shrink Splice Protector Kit – Includes (50) 40 mm Single Fusion
8003717	Heat Shrink Splice Protector Kit – Includes (50) 60 mm Single Fusion
COYEPFIX1	End Plate Assembly Fixture for 6.5" and 9.5" Domes
80808997	End Plate Gasket for 6.5" Domes
80807332	Latching Collar for 6.5" Domes
80061200	Breakaway Bonding Plate for 6.5" Domes
80809205	Strength Member Bracket Kit – Includes (2) Short L-Brackets
80808651	Strength Member Bracket Kit – Includes (4) Long L-Brackets
80808878	Large Strength Member Adapter Kit
80811037	4-Port Cable Retention Bobbin Kit
80811036	6-Port Drop Cable Retention Bobbin Kit
80812928	6/8-Port Drop Cable Retention Bobbin Kit

COYOTE 6.5" Dome Closure Mounting Brackets

Catalog Number	Description
8003831	Aerial Mounting Bracket – Strand Applications
8004035	Aerial Adjustable Offset Mounting Bracket – Strand Applications
8003833	Aerial Mounting Bracket – ADSS Applications
8004036	Aerial Adjustable Offset Mounting Bracket – ADSS Applications
8003702	Pole/Wall Mounting Bracket
8003835	Universal Mounting Bracket – Handhole Applications
8003707	Swing Arm for Handhole Applications
8004003	Manhole Support Bracket



COYOTE® DOME CLOSURE

9.5" X 19" AND 9.5" X 28"

The **COYOTE 9.5" Dome Closure** offers two length options of 19" and 28" to support either buffer tube or ribbon fiber applications. These closures utilize PLP's patented segmented end plate design, which allows for easy installation of a variety of cable sizes in conjunction with the grommets.

FEATURES AND BENEFITS

- 7-Port segmented end plate design provides independent access to each cable port without disrupting surrounding cables
- Tray design allows the removal from the stack to enable multiple splicers to work simultaneously
- Multiple tray designs support mass fusion splicing, single fusion splicing, or a combination of both
- Flexible grommet sealing technology supports a wide range of flat and round cable profiles
- Designed and tested in accordance to Telcordia® GR-771-CORE Buried, Underground, IP-68 Rated Requirements

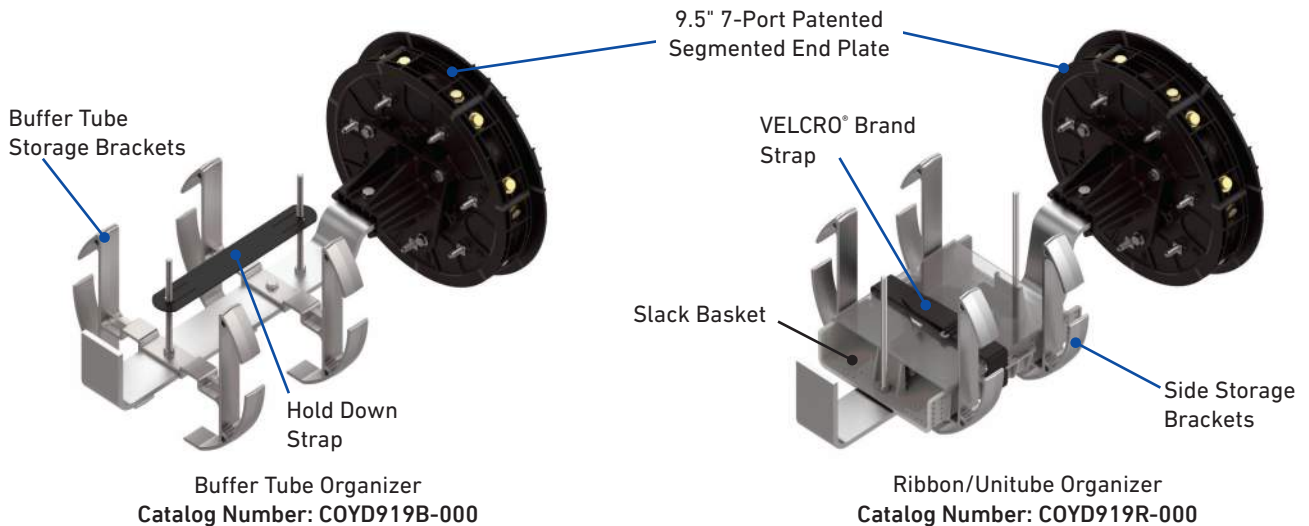
COYOTE® 9.5" X 19" DOME CLOSURE

Specifications	Buffer	Ribbon
Catalog Number	COYD919B-000	COYD919R-000
Splice Capacity (Maximum) – Single Fusion (Low Profile, 80809958), Single Fusion (Low Profile, 80813152), Single Fusion (Deep Profile, 80808945), Mass Fuson (Deep Profile, LGSTR144)	288, 432, 240, N/A	288, 432, 240, 864
Number of Splice Trays – 80809958, 80813152, 80808945, LGSTR144	12, 12, 6, N/A	12, 12, 6, 6
Cable Ports ¹	7	7
Cable Diameters	0.093" – 1.25" (2.4 – 31.8 mm) and Flat Drop	0.093" – 1.25" (2.4 – 31.8 mm) and Flat Drop
Ground Studs	7	7
Configuration	Butt	Butt
Application	Direct Bury, Below Grade, Pole/Wall, Aerial	Direct Bury, Below Grade, Pole/Wall, Aerial
Ingress Protection	In accordance to Telcordia® GR-771-CORE, Buried, Underground; IP-68	In accordance to Telcordia® GR-771-CORE, Buried, Underground; IP-68
Size ²	13.3" W x 20.4" L (338 x 509 mm)	13.3" W x 20.4" L (338 x 509 mm)

¹ Multi-hole grommets allow for more than one cable to enter each cable port.

² Outermost part of the assembly; includes the sealing collar.

COYOTE® 9.5" X 19" DOME CLOSURE ORGANIZER ASSEMBLIES



COYOTE 9.5" x 19" Dome Closure Kit Contents

Catalog Number	Description
COYD919B-000	COYOTE 9.5" x 19" Dome Closure for Buffer Tube – Includes (2) 1-Hole Grommets 0.60" – 0.85" (15.2 – 21.6 mm) and (2) 1-Hole Grommets 0.85" – 1.00" (21.6 – 25.4 mm)
COYD919R-000	COYOTE 9.5" x 19" Dome Closure for Ribbon – Includes (2) 1-Hole Grommets 0.60" – 0.85" (15.2 – 21.6 mm), (2) 1-Hole Grommets 0.85" – 1.00" (21.6 – 25.4 mm), and (1) Transition Tubing Kit

All kits include (1) COYOTE 9.5" End Plate with Organizer, (1) Dome, (1) Gasket, (1) Collar, (4) 1-Hole Grommets and Cable Restraint Hardware (Splice Trays and Hanger Brackets Sold Separately).

Telcordia® is a registered trademark of Telcordia Technologies, Inc., now part of Ericsson.

VELCRO® Brand is a registered trademark of Velcro BVBA.

©2022 Preformed Line Products CO-CA-1004-16


COYOTE® 9.5" X 28" DOME CLOSURE

Specifications	Buffer	Ribbon	Max Tray
Catalog Number	80061055	80061056	80061057
Splice Capacity (Maximum) – Single Fusion (Standard Profile, 80810086), Single Fusion (Deep Profile, LGSTS72), Mass Fusion (Deep Profile, LGSTR216)	360, 432, N/A	396, 576, 1728	540, 720, 2160
Number of Splice Trays – 80810086, LGSTS72, LGSTR216	10, 6, N/A	11, 8, 8	15, 10, 10
Cable Ports ¹	7	7	7
Cable Diameters	0.093" – 1.25" (2.4 – 31.8 mm) and Flat Drop	0.093" – 1.25" (2.4 – 31.8 mm) and Flat Drop	0.093" – 1.25" (2.4 – 31.8 mm) and Flat Drop
Ground Studs	7	7	7
Configuration	Butt	Butt	Butt
Application	Direct Bury, Below Grade, Pole/Wall, Aerial	Direct Bury, Below Grade, Pole/Wall, Aerial	Direct Bury, Below Grade, Pole/Wall, Aerial
Ingress Protection	In accordance to Telcordia® GR-771-CORE, Buried, Under-ground; IP-68	In accordance to Telcordia® GR-771-CORE, Buried, Under-ground; IP-68	In accordance to Telcordia® GR-771-CORE, Buried, Underground; IP-68
Size ²	13.3" W x 29.4" L (338 x 749 mm)	13.3" W x 29.4" L (338 x 749 mm)	13.3" W x 29.4" L (338 x 749 mm)

¹ Multi-hole grommets allow for more than one cable to enter each cable port.

² Outermost part of the assembly; includes the sealing collar.

ORGANIZER ASSEMBLIES



COYOTE 9.5" x 28" Dome Closure Kit Contents

Catalog Number	Description
80061055	COYOTE 9.5" x 28" Dome Closure for Buffer Tube – Includes (2) 1-Hole Grommets 0.60" – 0.85" (15.2 – 21.6 mm) and (2) 1-Hole Grommets 0.85" – 1.00" (21.6 – 25.4 mm)
80061056	COYOTE 9.5" x 28" Dome Closure for Ribbon – Includes (2) 1-Hole Grommets 0.60" – 0.85" (15.2 – 21.6 mm), (2) 1-Hole Grommets 0.85" – 1.00" (21.6 – 25.4 mm), (2) Transition Tubing Kit, and (2) Transport Tubing Kits
80061057	COYOTE 9.5" x 28" Dome Closure for Buffer Tube – Includes and (2) 1-Hole Grommets 0.60" – 0.85" (15.2 – 21.6 mm) and (2) 1-Hole Grommets 0.85" – 1.00" (21.6 – 25.4 mm)

All kits include (1) COYOTE 9.5" End Plate with Organizer, (1) Dome, (1) Gasket, (1) Collar, (4) 1-Hole Grommets and Cable Restraint Hardware (Splice Trays and Hanger Brackets Sold Separately).

Telcordia® is a registered trademark of Telcordia Technologies, Inc., now part of Ericsson.

VELCRO® Brand is a registered trademark of Velcro BVBA.

©2022 Preformed Line Products CO-CA-1004-16

ACCESSORIES AND MOUNTING BRACKETS

COYOTE 9.5" Dome Closure Accessories

Catalog Number	Description
80809958	Splice Tray, COYOTE LITE-GRIP® Short, Low Profile, 24 CT., Single Fusion
80813152	Splice Tray, COYOTE LITE-GRIP Short, Low Profile, 36 CT., Single Fusion
80808945	Splice Tray, COYOTE LITE-GRIP Short, Deep Profile, 40 CT., Single Fusion
LGSTR144	Splice Tray, COYOTE LITE-GRIP Short, Deep Profile, 144 CT., Mass Fusion
80810086	Splice Tray, COYOTE LITE-GRIP Long, Standard Profile, 36 CT., Single Fusion
LGSTS72	Splice Tray, COYOTE LITE-GRIP Long, Deep Profile, 72 CT., Single Fusion
LGSTR216	Splice Tray, COYOTE LITE-GRIP Long, Deep Profile, 216 CT., Mass Fusion
8004160	Heat Shrink Splice Protector Kit – Includes (50) 40 mm Mass Fusion
8004095	Heat Shrink Splice Protector Kit – Includes (50) 40 mm Single Fusion
8003717	Heat Shrink Splice Protector Kit – Includes (50) 60 mm Single Fusion
80061335	Deep Slack Basket (2.05" Deep) Kit for up to 576 Expressed Ribbon Applications
80061495	Deep Slack Basket (2.85" Deep) Kit for up to 864 Expressed Ribbon Applications
COYEPFIX1	End Plate Assembly Fixture for 6.5" and 9.5" Domes
80813717	End Plate Gasket for 9.5" Domes
80808528-1	Latching Collar for 9.5" Domes
80061201	Breakaway Bonding Plate for 9.5" Domes
80809205	Strength Member Bracket Kit – Includes (2) Short L-Brackets
800015236	Strength Member Bracket Kit – Includes (3) Long L-Brackets and (3) Hose Clamps
80808651	Strength Member Bracket Kit – Includes (4) Long L-Brackets
80808878	Large Strength Member Adapter Kit
80811037	4-Port Cable Retention Bobbin Kit
80811036	6-Port Drop Cable Retention Bobbin Kit
80812928	6/8-Port Drop Cable Retention Bobbin Kit

COYOTE 9.5" Dome Closure Mounting Brackets

Catalog Number	Description
8003940	Aerial Mounting Bracket – Strand Applications
8004037	Aerial Adjustable Offset Mounting Bracket – Strand Applications
8003869	Aerial Mounting Bracket – ADSS Applications
8004038	Aerial Adjustable Offset Mounting Bracket – ADSS Applications
8003942	Pole/Wall Mounting Bracket
8003835	Universal Mounting Bracket – Handhole Applications
8003941	Aerial Mounting Bracket – End Plate Mounting Applications
8004003	Manhole Support Bracket



COYOTE® HD DOME CLOSURE

The **COYOTE HD (High-Density) Dome Closure** offers an alternative fiber organizer to support high-density splice applications within the same footprint as PLP's existing 9.5" x 28" COYOTE Dome Closure. The new organizer architecture provides open access for fiber routing, reduces cable sheath openings, and simplifies assembly: all factors that save you time and money. When combined with PLP's patented segmented end plate design, the closure system offers the ultimate level of flexibility to address your complex network needs.

FEATURES AND BENEFITS

- Maximum Splice Capacity of 1728 or 3456 depending on cable construction
- 7-Port segmented end plate design provides independent access to each cable port without disrupting surrounding cables
- Two splice tray designs to support mass fusion splicing, single fusion, or a combination of both
- Modular tray design permits trays to hinge upward or be removed from the stack to allow multiple splicers to work simultaneously
- Grommet range now accepts fiber optic cable entry of up to 1.38" in diameter
- Designed and tested in accordance to Telcordia® GR-771-CORE Buried, Underground, IP-68 Rated Requirement

FOR CABLES UNDER 1.25" IN DIAMETER


Specifications	No Slack Basket	Standard Slack Basket	Deep Metal Slack Basket
Catalog Number	80061406	80061407	80061594
Splice Capacity (Maximum) – Single Fusion (Thin, 80813123), Mass Fusion (Thin, 80813122), Mass Fusion (Deep, 80813121), Mass Fusion (Deep, 80813779)	864, 3456 ¹ , 1728, 3456	576, 2304 ¹ , 1152, 2304	432, 1728 ¹ , 864, 1728
Number of Splice Trays – 80813123, 80813122 ¹ , 80813121, 80813779	12, 12, 6, 6	8, 8, 4, 4	6, 6, 3, 3
Cable Ports ²	7	7	7
Cable Diameters	0.093" – 1.25" (2.4 – 31.8 mm) and Flat Drop	0.093" – 1.25" (2.4 – 31.8 mm) and Flat Drop	0.093" – 1.25" (2.4 – 31.8 mm) and Flat Drop
Ground Studs	7	7	7
Configuration	Butt	Butt	Butt
Application	Direct Bury, Below Grade, Pole/Wall, Aerial	Direct Bury, Below Grade, Pole/Wall, Aerial	Direct Bury, Below Grade, Pole/Wall, Aerial
Ingress Protection	In accordance to Telcordia® GR-771-CORE, Buried, Underground; IP-68	In accordance to Telcordia® GR-771-CORE, Buried, Underground; IP-68	In accordance to Telcordia® GR-771-CORE, Buried, Underground; IP-68
Size ³	13.3" W x 29.4" L (338 x 747 mm)	13.3" W x 29.4" L (338 x 747 mm)	13.3" W x 29.4" L (338 x 747 mm)

¹ The 80813122 thin-profile splice tray can only be used for cables that contain SpiderWeb Ribbon (SWR®) – AFL, Rollable Ribbon (RR) – OFS, Pliable Ribbon – Sumitomo, or FlexRibbon™ – Prysmian

² Multi-hole grommets allow for more than one cable to enter each cable port.

³ Outermost part of the assembly.

COYOTE® HD DOME CLOSURE RIBBON ORGANIZER ASSEMBLIES



COYOTE HD Dome Closure Kit Contents

Catalog Number	Description
80061406	COYOTE HD Dome Closure for Ribbon – Includes (2) 1-Hole Grommets 0.85" – 1.00" (21.6 – 25.4 mm) and (2) 1-Hole Grommets 1.00" – 1.25" (25.4 – 31.8 mm)
80061407	COYOTE HD Dome Closure with Slack Basket for Ribbon – Includes (2) 1-Hole Grommets 0.85" – 1.00" (21.6 – 25.4 mm), (2) 1-Hole Grommets 1.00" – 1.25" (25.4 – 31.8 mm), and (1) 6-Pack, 36" long of 0.25" ID Transition Tubing
80061594	COYOTE HD Dome Closure with Deep Metal Slack Basket for Ribbon – Includes (2) 1-Hole Grommets 0.85" – 1.00" (21.6 – 25.4 mm), (2) 1-Hole Grommets 1.00" – 1.25" (25.4 – 31.8 mm), and (1) 6-Pack, 36" Long of 0.25" ID Transition Tubing

All kits include (1) COYOTE HD End Plate Organizer, (1) Dome, (1) Gasket, (1) Collar, (4) 1-Hole Grommets, (1) 12-Pack of 20" Long 0.50" ID Spiral Tubing, and Cable Restraint Hardware.

VELCRO® Brand is a registered trademark of Velcro BVBA.
©2022 Preformed Line Products CO-CA-1004-16

FOR CABLES OVER 1.25" IN DIAMETER

Specifications	No Slack Basket	Standard Slack Basket
Catalog Number	80061408	80061409
Splice Capacity (Maximum) – Single Fusion (Thin, 80813123), Mass Fusion (Thin, 80813122), Mass Fusion (Deep, 80813121), Mass Fusion (Deep, 80813779)	864, 3456 ¹ , 1728, 3456	576, 2304 ¹ , 1152, 2304
Number of Splice Trays – 80813123, 80813122 ¹ , 80813121, 80813779	12, 12, 6, 6	8, 8, 4, 4
Cable Ports ²	7	7
Cable Diameters ³	0.093" – 1.38" (2.4 – 35.0 mm) and Flat Drop	0.093" – 1.38" (2.4 – 35.0 mm) and Flat Drop
Ground Studs	7	7
Configuration	Butt	Butt
Application	Direct Bury, Below Grade, Pole/Wall, Aerial	Direct Bury, Below Grade, Pole/Wall, Aerial
Ingress Protection	In accordance to Telcordia® GR-771-CORE, Buried, Underground; IP-68	In accordance to Telcordia® GR-771-CORE, Buried, Underground; IP-68
Size ⁴	13.3" W x 29.4" L (338 x 747 mm)	13.3" W x 29.4" L (338 x 747 mm)

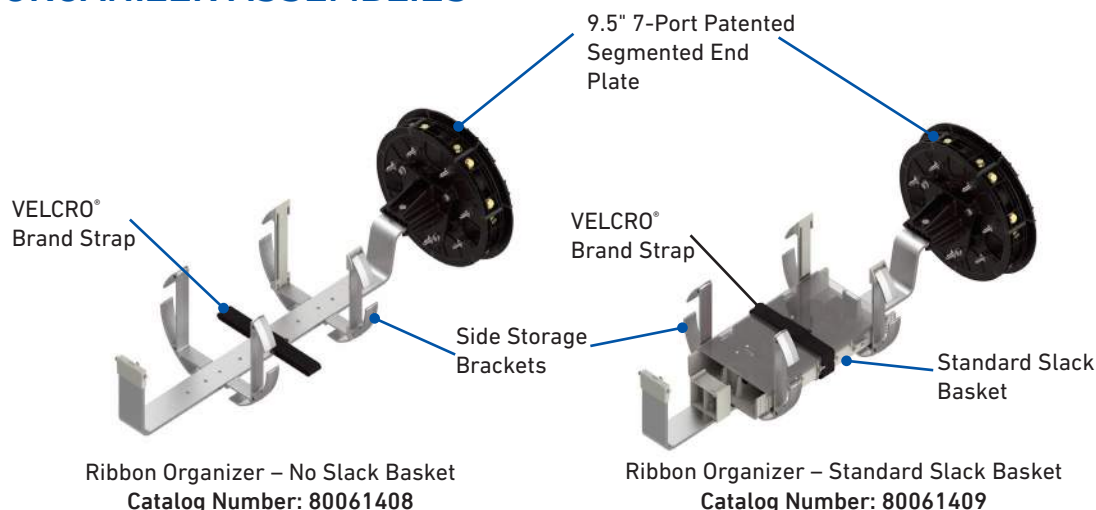
¹ The 80813122 thin-profile splice tray can only be used for cables that contain SpiderWeb Ribbon (SWR®) – AFL, Rollable Ribbon (RR) – OFS, Pliable Ribbon – Sumitomo, or FlexRibbon™ – Prysmian

² Multi-hole grommets allow for more than one cable to enter each cable port.

³ Cables with diameters larger than 1.25" can only be used in end plate port numbers 3 and 6.

⁴ Outermost part of the assembly; includes the sealing collar.

RIBBON ORGANIZER ASSEMBLIES



COYOTE HD Dome Closure Kit Contents

Catalog Number	Description
80061408	COYOTE HD Dome Closure for Ribbon – Includes (2) 1-Hole Grommets 1.00" – 1.25" (25.4 – 31.8 mm) and (2) 1-Hole Grommets 1.25" – 1.38" (31.8 – 35.0 mm)
80061409	COYOTE HD Dome Closure with Slack Basket for Ribbon – Includes (2) 1-Hole Grommets 1.00" – 1.25" (25.4 – 31.8 mm), (2) 1-Hole Grommets 1.25" – 1.38" (31.8 – 35.0 mm), and (1) 6-Pack, 36" long of 0.25" ID Transition Tubing

All kits include (1) COYOTE HD End Plate Organizer, (1) Dome, (1) Gasket, (1) Collar, (4) 1-Hole Grommets, (1) 12-Pack of 20" Long 0.50" ID Spiral Tubing, and Cable Restraint Hardware.

Telcordia® is a registered trademark of Telcordia Technologies, Inc. now part of Ericsson. SWR® is a registered trademark of AFL. FlexRibbon™ is a registered trademark of Prysmian.

VELCRO® Brand is a registered trademark of Velcro BVBA.

BUFFER TUBE APPLICATIONS

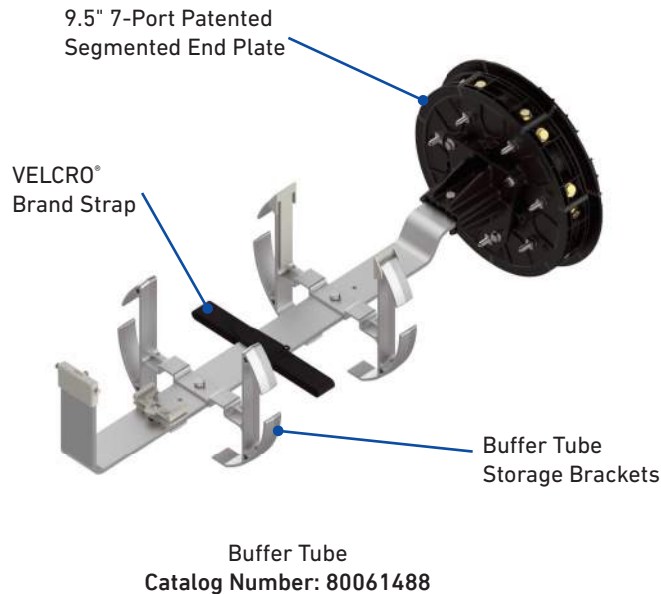
Specifications

Catalog Number	80061488
Splice Capacity (Maximum) – Single Fusion (Thin, 80813123, 72 CT.), Single Fusion (Thin, 80813301, 108 CT.)	576, 864
Number of Splice Trays – 80813123, 80813301	8, 8
Cable Ports ¹	7
Cable Diameters	0.093" – 1.25" (2.4 – 31.8 mm) and Flat Drop
Ground Studs	7
Configuration	Butt
Application	Direct Bury, Below Grade, Pole/Wall, Aerial
Ingress Protection	In accordance to Telcordia® GR-771-CORE, Buried, Underground; IP-68
Size ²	13.3" W x 29.4" L (338 x 747 mm)

¹ Multi-hole grommets allow for more than one cable to enter each cable port.

² Outermost part of the assembly; includes the sealing collar.

BUFFER TUBE ORGANIZER ASSEMBLY



COYOTE HD Dome Closure Kit Contents for Buffer Tube Applications

Catalog Number	Description
80061488	COYOTE HD Dome Closure for Single Fusion – Includes (2) 1-Hole Grommets 0.60" – 0.85" (15.2 – 21.6 mm), (2) 1-Hole Grommets 0.85" – 1.00" (21.6 – 25.4 mm)


All kits include (1) COYOTE HD End Plate Organizer, (1) Dome, (1) Gasket, (1) Collar, (4) 1-Hole Grommets, and Cable Restraint Hardware




ACCESSORIES




Deep Profile Mass Fusion Flip Tray
288 Splice CT.
Catalog Number: 80813121




Deep Profile Mass Fusion Flip Tray
576 Splice CT.
Catalog Number: 80813779



Thin Profile Mass Fusion Flip Tray
288 Splice CT.
Catalog Number: 80813122



Thin Profile Single Fusion Flip Tray
72 Splice CT.
Catalog Number: 80813123



Thin Profile Single Fusion Flip Tray
108 Splice CT.
Catalog Number: 80813301

COYOTE HD Dome Closure Accessories

Catalog Number	Description
80813121	Deep Profile Mass Fusion Flip Tray, 288 CT.
80813779	Deep Profile Mass Fusion Flip Tray, 576 CT.
80813122	Thin Profile Mass Fusion Flip Tray, 288 CT.
80813123	Thin Profile Single Fusion Flip Tray, 72 CT.
80813301	Thin Profile Single Fusion Flip Tray, 108 CT.
8004160	Heat Shrink Splice Protector Kit – Includes (50) 40 mm Mass Fusion
8004095	Heat Shrink Splice Protector Kit – Includes (50) 40 mm Single Fusion
8003717	Heat Shrink Splice Protector Kit – Includes (50) 60 mm Single Fusion
80813770	Shallow Slack Basket Kit for up to 432 Expressed Mass Fusion Applications
80813267	Deep Slack Basket (2.85" Deep) Kit for up to 864 Expressed Ribbon Applications. For the COYOTE HD (High-Density) Dome Closure and the COYOTE HD Stainless Dome Closure Only.
80061500	Breakout Kit for Unitube Ribbon Applications
COYEPFIX1	End Plate Fixture Assembly for 6.5" and 9.5" Domes
8003839	End Plate Kit for 9.5" Domes for cables under 1.25"
80813717	End Plate Gasket for 9.5" Domes
80808528-1	Latching Collar for 9.5" Domes
80061201	Breakaway Bonding Plate for 9.5" Domes
80809205	Strength Member Bracket Kit – Includes (2) Short L-Brackets
800015236	Strength Member Bracket Kit – Includes (3) Long L-Brackets and (3) Hose Clamps
80808651	Strength Member Bracket Kit – Includes (4) Long L-Brackets
80813361	Extended Strength Member Bracket Kit for Large Central Strength Members – Includes (2) Long L-Brackets and Lugs
80813124	Splice Tray Locking Pin Kit – Includes (5) Tray Locking Pins
80813125	Splice Tray Tether Kit – Includes (6) Splice Tray Tether Straps

MOUNTING BRACKETS




Adjustable Aerial Offset Mounting Bracket for Strand Applications
Catalog Number: 8004037



Pole/Wall Mounting Bracket
Catalog Number: 8003942

COYOTE HD Dome Closure Mounting Brackets

Catalog Number	Description
8003940	Aerial Mounting Bracket – Strand Applications
8004037	Aerial Adjustable Offset Mounting Bracket – Strand Applications
8003869	Aerial Mounting Bracket – ADSS Applications
8004038	Aerial Adjustable Offset Mounting Bracket – ADSS Applications
8003942	Pole/Wall Mounting Bracket
8003835	Universal Mounting Bracket – Handhole Applications
8003941	Swing Arm for Handhole Applications
8004003	Manhole Support Bracket



COYOTE® HD STAINLESS STEEL SPLICE CASE 9.5" X 45"

The **COYOTE HD (High-Density) Stainless Steel Splice Case** combines the durable stainless steel outer shell from PLP's ARMADILLO® splice cases with the patented segmented end plates used in COYOTE closures to create a unique hybrid closure. The field-proven stainless steel shells can withstand even the most severe environments, providing the ultimate protection for high-count splice applications. The new organizer architecture provides open access for fiber routing, reduces cable sheath openings, and simplifies assembly. The HD Stainless offers the ultimate level of flexibility and protection to address your high-count network needs.

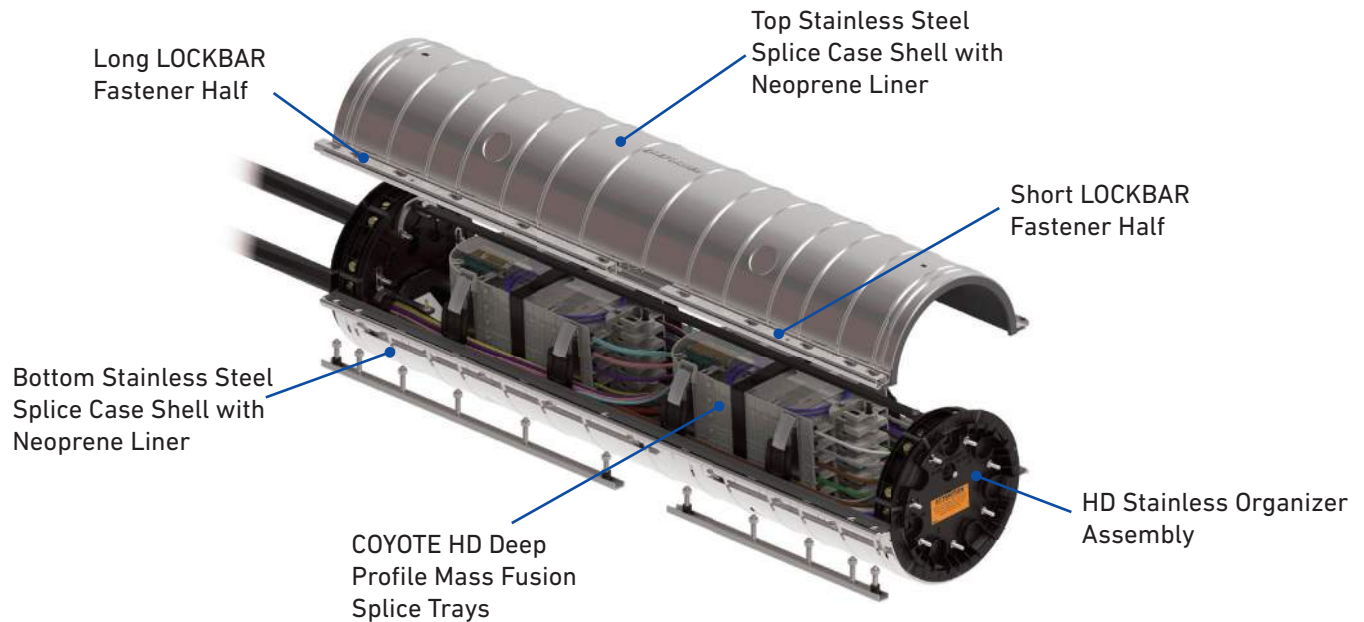
FEATURES AND BENEFITS

- Maximum Splice Capacity of 3456 or 6912 depending on cable construction
- 7-Port segmented end plate design provides independent access to each cable port without disrupting surrounding cables
- Stainless steel shells and the LOCKBAR™ Fastening System have been a trusted industry solution for many years
- Multiple splice tray designs to support single- or mass-fusion splicing, or a combination of both
- Modular tray design permits trays to hinge upward or be removed from the stack to allow multiple splicers to work simultaneously
- Grommet range now accepts fiber optic cable entry of up to 1.38" in diameter
- Designed and tested in accordance to Telcordia® GR-771-CORE Buried, Underground, IP-68 Rated Requirement

RELIABLE AND ADAPTABLE COMPONENTS

The **COYOTE® HD Stainless** combines PLP's most successful lines into a unique hybrid closure that offers superior performance and endless versatility for virtually any high-count splicing application. PLP's **ARMADILLO®** Stainless Steel Splice Cases have been the industry standard since 1975, protecting communication cables under the most severe conditions. The stainless steel shells are precision formed with an inner

neoprene liner. When combined with the **LOCKBAR™** fastening system, the closure has a gasket-sealing system that does not require a re-entry kit or cleaning upon re-entry. The patented segmented end plates used in COYOTE closures have been proven to decrease assembly time, thereby reducing overall costs.



Specifications	WITHOUT Slack Basket	WITH Standard Slack Basket	WITH Deep Metal Slack Basket
Catalog Number	80061637, 80061637FR	80061638, 80061638FR	80061639, 80061639FR
Splice Capacity (Maximum) – Single Fusion (Thin, 80813123), Mass Fusion (Thin, 80813122), Mass Fusion (Deep, 80813121), Mass Fusion (Deep, 80813779)	1728, 6912 ¹ , 3456, 6912	1440, 5760 ¹ , 2880, 5760	1296, 5184 ¹ , 2592, 5184
Number of Splice Trays – 80813123, 80813122 ¹ , 80813121, 80813779	24, 24, 12, 12	20, 20, 10, 10	18, 18, 9, 9
Cable Ports ²	14	14	14
Cable Diameters ³	0.093" – 1.38" (2.4 – 35.0 mm)	0.093" – 1.38" (2.4 – 35.0 mm)	0.093" – 1.38" (2.4 – 35.0 mm)
Ground Studs	14	14	14
Configuration	In-Line or Butt	In-Line or Butt	In-Line or Butt
Application	Direct Bury, Below Grade, Pole/Wall, Aerial	Direct Bury, Below Grade, Pole/Wall, Aerial	Direct Bury, Below Grade, Pole/Wall, Aerial
Ingress Protection	In accordance to Telcordia® GR-771-CORE, Buried, Underground; IP-68	In accordance to Telcordia® GR-771-CORE, Buried, Underground; IP-68	In accordance to Telcordia® GR-771-CORE, Buried, Underground; IP-68
Size ⁴	11.8" W x 45.0" L (300 x 1143 mm)	11.8" W x 45.0" L (300 x 1143 mm)	11.8" W x 45.0" L (300 x 1143 mm)

¹ The 80813122 thin-profile splice tray can only be used for cables that contain SpiderWeb Ribbon (SWR) – AFL, Rollable Ribbon (RR) – OFS, Pliable Ribbon – Sumitomo, or FlexRibbon™ – Prysmian

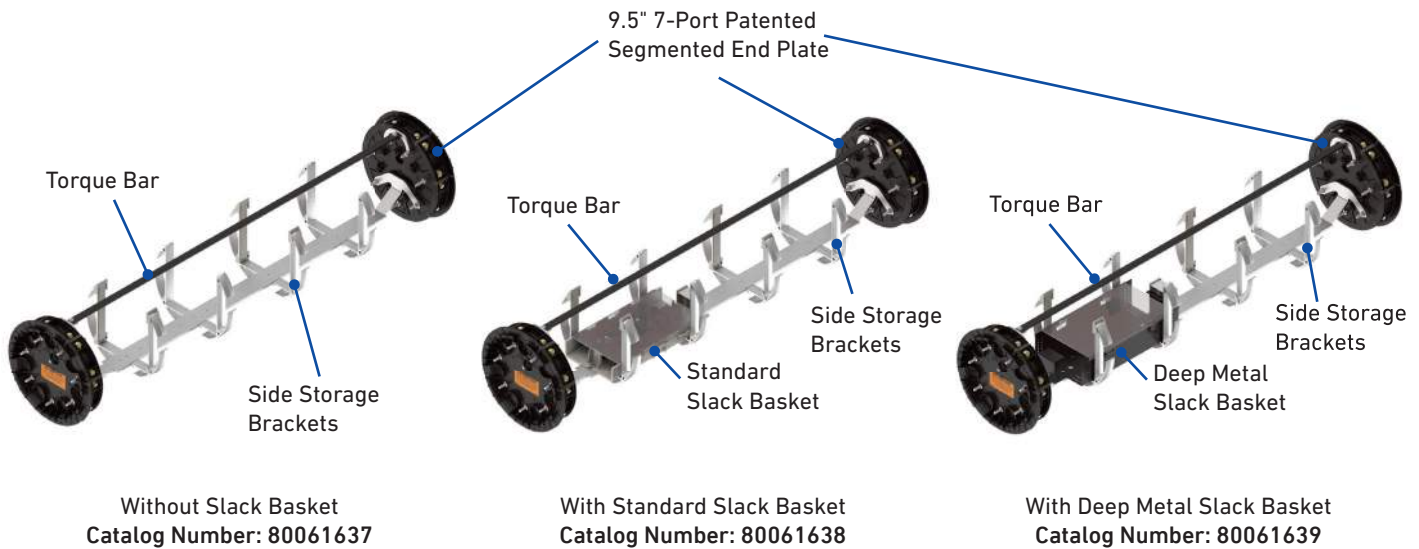
² Multi-hole grommets allow for more than one cable to enter each cable port.

³ Cables with diameters larger than 1.25" can only be used in end plate port numbers 3 and 6.

⁴ Outermost part of the assembly.

Telcordia® is a registered trademark of Telcordia Technologies, Inc. now part of Ericsson. SWR® is a registered trademark of AFL. FlexRibbon™ is a registered trademark of Prysmian.

RIBBON ORGANIZER ASSEMBLIES



COYOTE HD Stainless Kit Contents

Catalog Number	Description
80061637	COYOTE HD Stainless for Ribbon – Includes (4) 1-Hole Grommets 0.85" – 1.00" (21.6 – 25.4 mm), (2) 1-Hole Grommets 1.00" – 1.25" (25.4 – 31.8 mm), and (2) 1-Hole Grommets 1.25" – 1.38" (31.8 – 35.0 mm)
80061638	COYOTE HD Stainless with Standard Slack Basket for Ribbon – Includes (4) 1-Hole Grommets 0.85" – 1.00" (21.6 – 25.4 mm), (2) 1-Hole Grommets 1.00" – 1.25" (25.4 – 31.8 mm), (2) 1-Hole Grommets 1.25" – 1.38" (31.8 – 35.0 mm), and (2) 6-Pack, 36" long of 0.25" ID Transition Tubing
80061639	COYOTE HD Stainless with Metal Slack Basket for Ribbon – Includes (4) 1-Hole Grommets 0.85" – 1.00" (21.6 – 25.4 mm), (2) 1-Hole Grommets 1.00" – 1.25" (25.4 – 31.8 mm), and (2) 1-Hole Grommets 1.25" – 1.38" (31.8 – 35.0 mm), and (2) 6-Pack, 36" long of 0.25" ID Transition Tubing
80061637FR	Flame Retardant COYOTE HD Stainless for Ribbon – Includes (4) 1-Hole Grommets 0.85" – 1.00" (21.6 – 25.4 mm), (2) 1-Hole Grommets 1.00" – 1.25" (25.4 – 31.8 mm), (2) 1-Hole Grommets 1.25" – 1.38" (31.8 – 35.0 mm), and (1) Roll of Aluminum Foil Tape
80061638FR	Flame Retardant COYOTE HD Stainless with Standard Slack Basket for Ribbon – Includes (4) 1-Hole Grommets 0.85" – 1.00" (21.6 – 25.4 mm), (2) 1-Hole Grommets 1.00" – 1.25" (25.4 – 31.8 mm), (2) 1-Hole Grommets 1.25" – 1.38" (31.8 – 35.0 mm), (2) 6-Pack, 36" long of 0.25" ID Transition Tubing, and (1) Roll of Aluminum Foil Tape
80061639FR	Flame Retardant COYOTE HD Stainless with Metal Slack Basket for Ribbon – Includes (4) 1-Hole Grommets 0.85" – 1.00" (21.6 – 25.4 mm), (2) 1-Hole Grommets 1.00" – 1.25" (25.4 – 31.8 mm), and (2) 1-Hole Grommets 1.25" – 1.38" (31.8 – 35.0 mm), (2) 6-Pack, 36" long of 0.25" ID Transition Tubing, and (1) Roll of Aluminum Foil Tape

All kits include (1) COYOTE HD Stainless End Plate Organizer, (1) Shell Kit, (1) LOCKBAR™ Fasteners, (8) 1-Hole Grommets, (2) 12-pack, 20" long of 3/8" ID Split Braided Wrap, Black, (1) 9.5" Bonding Plate and Cable Restraint Hardware.

ACCESSORIES AND MOUNTING BRACKETS

COYOTE HD Stainless Accessories


Catalog Number	Description
80813121	Deep Profile Mass Fusion Flip Tray, 288 CT.
80813779	Deep Profile Mass Fusion Flip Tray, 576 CT.
80813122	Thin Profile Mass Fusion Flip Tray, 288 CT.
80813123	Thin Profile Single Fusion Flip Tray, 72 CT.
80813301	Thin Profile Single Fusion Flip Tray, 108 CT.
8004160	Heat Shrink Splice Protector Kit – Includes (50) 40 mm Mass Fusion
8004095	Heat Shrink Splice Protector Kit – Includes (50) 40 mm Single Fusion
8003717	Heat Shrink Splice Protector Kit – Includes (50) 60 mm Single Fusion
80813770	Standard Slack Basket Kit for up to 432 Expressed Mass Fusion Applications
80813267	Deep Slack Basket (2.85" Deep) Kit for up to 864 Expressed Ribbon Applications. For the COYOTE HD (High-Density) Dome Closure and the COYOTE HD Stainless Dome Closure Only
80061500	Breakout Kit for Unitube Ribbon Applications
COYEPFIX1	End Plate Fixture Assembly for 6.5" and 9.5" Domes
8003839	End Plate Kit for 9.5" Domes for cables under 1.25"
80061201	Breakaway Bonding Plate for 9.5" Domes
80809205	Strength Member Bracket Kit – Includes (2) Short L-Brackets
800015236	Strength Member Bracket Kit – Includes (3) Long L-Brackets and (3) Hose Clamps
80808651	Strength Member Bracket Kit – Includes (4) Long L-Brackets
80813124	Splice Tray Locking Pin Kit – Includes (5) Tray Locking Pins
8000428	Socket Tool Kit – Includes (1) Ratchet Wrench, (1) Deep Well Socket 7/16", (1) Deep Well Socket 1/2", (1) 6" Long Extension and (1) Torque Wrench
8000420	Socket Tool Kit – Includes (1) Ratchet Wrench, (1) Deep Well Socket 7/16", (1) Deep Well Socket 1/2", and (1) 6" Long Extension
80803967	Torque Wrench with Ratchet Head 3/8" Drive
80801151	Deep Well Socket 1/2"

COYOTE HD Stainless Mounting Brackets


Catalog Number	Description
8003426	Adjustable Aerial Mounting Bracket – Strand Applications
8004203	Manhole Support Bracket



Adjustable Aerial Mountings
Bracket for Strand Application-
Catalog Number: 8003426



Manhole Support Bracket
Catalog Number: 8004203



COYOTE® TERMINAL CLOSURE

SINGLE AND DUAL CHAMBER

The **COYOTE Terminal Closure** is the ideal choice for network designs that can be adapted as your network grows. Externally mounted OptiTap® hardened adapters allow for future installation of drops without closure re-entry. Additional drop capacity can be achieved through cable entry ports in the closure base, providing additional flexibility to support closures deeper in your network. The patented dual chamber design provides two distinct chambers that can be configured differently. A sealed window designed within the dual chamber allows fiber to be passed between chambers. The COYOTE Terminal Closure family is the adaptable choice for today's networks, where change is the only constant.

FEATURES AND BENEFITS

- Available in 6, 9, or 12-Port OptiTap covers
- Designed to permit field installation and removal of hardened adapters
- Provided with SC/APC pigtail kits
- Internal organizer manages buffer tube or ribbon
- Flexible grommet sealing technology supports a wide range of flat and round cable profiles
- Flame-retardant kits available
- Designed and tested in accordance to Telcordia® GR-771-CORE Buried, Underground, IP-68 Rated Requirements

COYOTE® SINGLE CHAMBER TERMINAL CLOSURE

Specifications

Catalog Number	800012002, 8006993, 8006953, 8006954, 8006955, 800012003, 80061067
Splice Capacity (Maximum) – Single Fusion (Low Profile, 80809958), Single Fusion (Low Profile, 80813152), Single Fusion (Deep Profile, 80808945), Mass Fusion (Deep Profile, LGSTR144)	96, 144, 80, 288
Number of Splice Trays – 80809958, 80813152, 80808945, LGSTR144	4, 4, 2, 2
Cable Ports ¹	4 (2 at each end)
Cable Diameters	0.093" – 1.20" (2.4 – 30.5 mm) and Flat Drop
Adapter Quantity (Maximum)	12
Configuration	In-Line or Butt
Application	Direct Bury, Below Grade, Pole/Wall, Aerial
Ingress Protection	In accordance to Telcordia® GR-771-CORE, Buried, Underground; IP-68
Size ²	18.7" L x 10.0" W x 5.1" H (475 x 254 x 130 mm)

¹ Multi-hole grommets allow for more than one cable to enter each cable port.

² Outermost part of the assembly; includes the hardened adapters

COYOTE Single Chamber Terminal Kit Contents

Catalog Number	Description	Cover		
		Cover Type	Adapter Quantity	Plug Quantity
800012002	COYOTE Single Chamber Terminal Closure Includes – 2 OptiTap® Adapters	6-Port	2	4
8006993	COYOTE Single Chamber Terminal Closure Includes – 3 OptiTap Adapters	6-Port	3	3
8006953	COYOTE Single Chamber Terminal Closure Includes – 4 OptiTap Adapters	6-Port	4	2
8006954	COYOTE Single Chamber Terminal Closure Includes – 6 OptiTap Adapters	6-Port	6	0
8006955	COYOTE Single Chamber Terminal Closure Includes – 8 OptiTap Adapters	9-Port	8	1
800012003	COYOTE Single Chamber Terminal Closure Includes – 9 OptiTap Adapters	9-Port	9	0
80061067	COYOTE Single Chamber Terminal Closure Includes – 12 OptiTap Adapters	12-Port	12	0

All kits include (1) Closure Assembly, (2) 1-Hole Grommets 0.40" – 0.60" (10.2 – 15.2 mm), (1) 2-Hole Grommet 0.42" – 0.60" (10.7 – 15.2 mm), (1) 4-Hole Grommet 0.30" – 0.43" (7.6 – 10.9 mm), (1) Splice Tray (Cat. No. 80808945), Pigtails and Cable Restraint Hardware



6-Port COYOTE Single Chamber
Terminal Closure
Catalog Number: 8006954



9-Port COYOTE Single Chamber
Terminal Closure
Catalog Number: 800012003



12-Port COYOTE Single Chamber
Terminal Closure
Catalog Number: 80061067



COYOTE® DUAL CHAMBER TERMINAL CLOSURE

Specifications

Catalog Number	80061029, 800011830, 8006991, 800012140, 800012605, 800011839, 8006956
Splice Capacity (Maximum) – Single Fusion (Low Profile, 80809958), Single Fusion (Low Profile, 80813152), Single Fusion (Deep Profile, 80808945), Mass Fusion (Deep Profile, LGSTR144)	192, 288, 160, 576
Number of Splice Trays – 80809958, 80813152, 80808945, LGSTR144	8, 8, 4, 4
Cable Ports ¹	8 (4 at each end)
Cable Diameters	0.093" – 1.20" (2.4 – 30.5 mm) and Flat Drop
Adapter Quantity (Maximum)	24
Configuration	In-Line or Butt
Application	Direct Bury, Below Grade, Pole/Wall, Aerial
Ingress Protection	In accordance to Telcordia® GR-771-CORE, Buried, Underground; IP-68
Size ²	18.7" L x 10.0" W x 10.3" H (475 x 254 x 262 mm)

¹ Multi-hole grommets allow for more than one cable to enter each cable port.

² Outermost part of the assembly; includes the hardened adapters

COYOTE Dual Chamber Terminal Kit Contents

Catalog Number	Description	Cover 1			Cover 2		
		Cover Type	Adapter Quantity	Plug Quantity	Cover Type	Adapter Quantity	Plug Quantity
80061029	COYOTE Dual Chamber Terminal Closure Includes – 6 OptiTap® Adapters	6-Port	6	0	Standard	N/A	
800011830	COYOTE Dual Chamber Terminal Closure Includes – 12 OptiTap Adapters	6-Port	6	0	6-Port	6	0
8006991	COYOTE Dual Chamber Terminal Closure Includes – 8 OptiTap Adapters	9-Port	8	1	Standard	N/A	
800012140	COYOTE Dual Chamber Terminal Closure Includes – 9 OptiTap Adapters	9-Port	9	0	Standard	N/A	
800012605	COYOTE Dual Chamber Terminal Closure Includes – 24 OptiTap Adapters	12-Port	12	0	12-Port	12	0
800011839	COYOTE Dual Chamber Terminal Closure for Direct Splice Applications	Standard	N/A		Standard	N/A	
8006956	COYOTE Dual Chamber Terminal Closure with Internal Bulkhead with 6 SC/APC Adapters	Standard	N/A		Standard	N/A	

All kits include (1) Closure Assembly, (2) 1-Hole Grommets 0.40" – 0.60" (10.2 – 15.2 mm), (1) 2-Hole Grommet 0.42" – 0.60" (10.7 – 15.2 mm), (1) 4-Hole Grommet 0.30" – 0.43" (7.6 – 10.9 mm), (1) Splice Tray (Cat. No. 80808945), Pigtails and Cable Restraint Hardware



9-Port COYOTE Dual Chamber Terminal Closure
Catalog Number: 800012140



24-Port COYOTE Dual Chamber Terminal Closure
Catalog Number: 800012605



Direct Splice or Cross-Connect
COYOTE Dual Chamber Terminal Closure
Catalog Number: 800011839 or 8006956

ACCESSORIES AND MOUNTING BRACKETS

COYOTE Terminal Closure Accessories

Catalog Number	Description
80809958	Splice Tray, COYOTE LITE-GRIP® Short, Low Profile, 24 CT., Single Fusion
80813152	Splice Tray, COYOTE LITE-GRIP Short, Low Profile, 36 CT., Single Fusion
80808945	Splice Tray, COYOTE LITE-GRIP Short, Deep Profile, 40 CT., Single Fusion
LGSTR144	Splice Tray, COYOTE LITE-GRIP Short, Deep Profile, 144 CT., Mass Fusion
8003993	Heat Shrink Splice Protector Kit – Includes (12) 40 mm Mass Fusion
80808187	Heat Shrink Splice Protector Kit – Includes (12) 40 mm Single Fusion
8003509	Heat Shrink Splice Protector Kit – Includes (12) 60 mm Single Fusion
80807972	Hardened Adapter Installation Tool
8003715	OptiTap® Adapter Kit – Includes (1) OptiTap Adapter and (1) Installation Tool
8004115	Bulk Pack of OptiTap Adapters – Includes (10) OptiTap Adapters
8003724	Plug Kit – Includes (1) Plug and (1) Installation Tool
8004060	Bulk Pack of Plugs – Includes (10) Plugs
COYTRM-2PK-SCA	Pigtail Kit – Includes (2) SC/APC Pigtails
COYTRM-3PK-SCA	Pigtail Kit – Includes (3) SC/APC Pigtails
COYTRM-4PK-SCA	Pigtail Kit – Includes (4) SC/APC Pigtails

COYOTE Terminal Single Chamber Mounting Brackets

Catalog Number	Description
8003797	Aerial Mounting Bracket – Strand Applications
8004179	Horizontal Aerial Mounting Bracket – Strand Applications
8003864	Aerial Mounting Bracket – ADSS Applications
8003703	Pole/Wall Mounting Bracket
8003835	Universal Mounting Bracket – Handhole Applications
8003706	Swing Arm Mounting Bracket

COYOTE Terminal Dual Chamber Mounting Brackets

Catalog Number	Description
8003705	Aerial Mounting Bracket – Strand Applications
8003703	Pole/Wall Mounting Bracket
8003706	Swing Arm Mounting Bracket




Hardened Adapter Installation
Tool



OptiTap® Adapter



Plug



COYOTE® TERMINAL DOME CLOSURE

6.5" AND 9.5"

The **COYOTE Terminal Dome Closure** offers four length options of 17", 22", 19", and 28" to support either buffer tube or ribbon fiber applications. These closures utilize PLP's patented segmented end plate design, which allows for easy installation of a variety of cable sizes in conjunction with the grommets. This segmented end plate design is ideal for supporting rural broadband networks. Each COYOTE Terminal Dome Closure contains externally mounted OptiTap® hardened adapters to support customer drop connections without entering the closure.

FEATURES AND BENEFITS

- 2 and 4-Port segmented end plate designs provide independent access to each cable port without disrupting surrounding cables
- Up to 4 and 8 OptiTap connections on the 6.5" and 9.5" end plates
- Designed to permit field installation and removal of hardened adapters
- Provided with SC/APC pigtail kits
- Flexible grommet sealing technology supports a wide range of flat and round cable profiles
- Designed and tested in accordance to Telcordia® GR-771-CORE Buried, Underground, IP-68 Rated Requirements

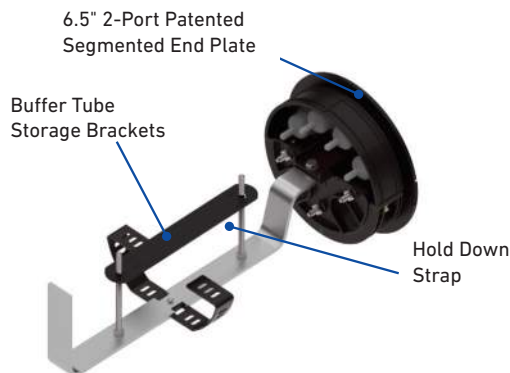
COYOTE® 6.5" X 17" AND 9.5" X 19" TERMINAL DOME CLOSURES

Specifications	6.5" x 17" Terminal Dome Closure		9.5" x 19" Terminal Dome Closure	
Catalog Number	Buffer Tube	Ribbon	Buffer Tube	Ribbon
Splice Capacity (Maximum) – Single Fusion (Low Profile, 80809958), Single Fusion (Low Profile, 80813152), Single Fusion (Deep Profile, 80808945), Ribbon (Deep Profile, LGSTR144)	144, 216, 120, N/A	96, 144, 80, 288	288, 432, 240, N/A	144, 216, 120, 432
Number of Splice Trays – 80809958, 80813152, 80808945, LGSTR144	6, 6, 3, N/A	4, 4, 2, 2	12, 12, 6, N/A	6, 6, 3, 3
Cable Ports ¹	2		4	
Cable Diameters	0.093" – 1.25" (2.4 – 31.8 mm) and Flat Drop		0.093" – 1.25" (2.4 – 31.8 mm) and Flat Drop	
Ground Studs	3		7	
Configuration	Butt		Butt	
Application	Direct Bury, Below Grade, Pole/Wall, Aerial		Direct Bury, Below Grade, Pole/Wall, Aerial	
Ingress Protection	In accordance to Telcordia® GR-771-CORE, Buried, Underground; IP-68		In accordance to Telcordia® GR-771-CORE, Buried, Underground; IP-68	
Size ²	8.6" W x 17.9" L (218 x 463 mm)		13.3" W x 20.4" L (338 x 509 mm)	

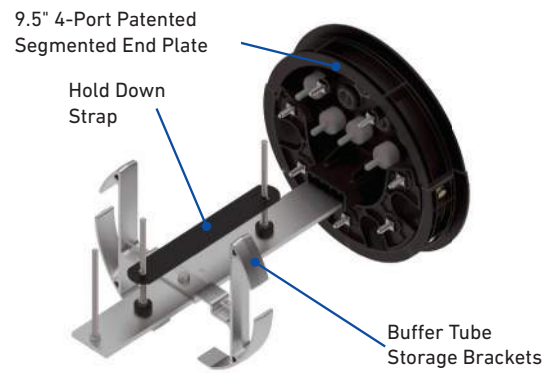
¹ Multi-hole grommets allow for more than one cable to enter each cable port.

² Outermost part of the assembly; includes the sealing collar.

ORGANIZER ASSEMBLIES



6.5" x 17" Terminal Dome Closure with 4 OptiTap® Adapters
Catalog Number: COYTD617B4-000



9.5" x 19" Terminal Dome Closure with 4 OptiTap® Adapters
Catalog Number: COYTD919B4-000

COYOTE 6.5" x 17" and 9.5" x 19" Terminal Dome Kit Contents

Catalog Number	Description
COYTD617BX ³ -000	COYOTE 6.5" x 17" Terminal Dome Closure for Buffer Tube – Includes (2) 1-Hole Grommets 0.40" – 0.60" (10.2 – 15.2 mm) and (2) 1-Hole Grommets 0.60" – 0.85" (15.2 – 21.6 mm)
COYTD617RX ³ -000	COYOTE 6.5" x 17" Terminal Dome Closure for Ribbon – Includes (2) 1-Hole Grommets 0.40" – 0.60" (10.2 – 15.2 mm), (2) 1-Hole Grommets 0.60" – 0.85" (15.2 – 21.6 mm), (1) Transition Tubing Kit, and (2) Transport Tubing Kits
COYTD919BX ³ -000	COYOTE 9.5" x 19" Terminal Dome Closure for Buffer Tube – Includes (2) 2-Hole Grommets 0.42" – 0.60" (10.7 – 15.2 mm) and (2) 1-Hole Grommets 0.60" – 0.85" (15.2 – 21.6 mm)
COYTD919RX ³ -000	COYOTE 9.5" x 19" Terminal Dome Closure for Ribbon – Includes (2) 2-Hole Grommets 0.42" – 0.60" (10.7 – 15.2 mm), (2) 1-Hole Grommets 0.60" – 0.85" (15.2 – 21.6 mm), (1) Transition Tubing Kit, and (2) Transport Tubing Kits

All kits include (1) COYOTE End Plate Organizer, (1) Dome, (1) Gasket, (1) Collar, (4) Grommets, (1) Splice Tray (Cat. No. 80808945), Pigtails and Cable Restraint Hardware

³ Number of adapters as determined by customer.

OptiTap® is a registered trademark of Corning Cable Systems.

Telcordia® is a registered trademark of Telcordia Technologies, Inc., now part of Ericsson.

©2022 Preformed Line Products CO-CA-1004-16

COYOTE® 6.5" X 22" AND 9.5" X 28" TERMINAL DOME CLOSURE

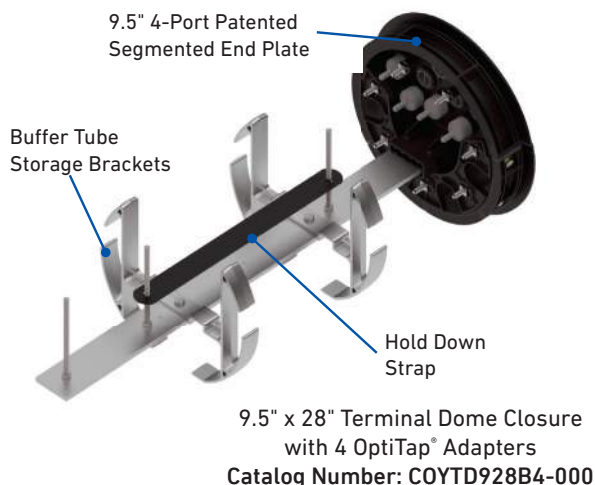
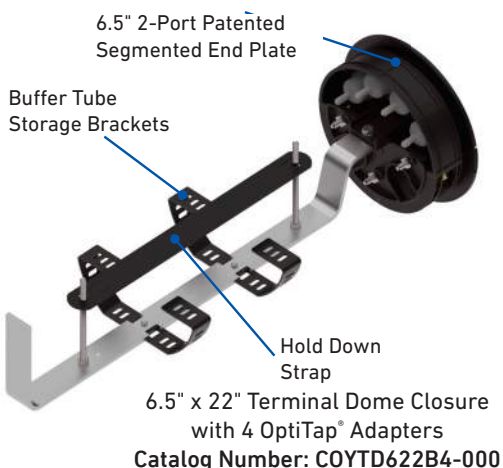
Specifications

	6.5" x 22" Terminal Dome Closure		9.5" x 28" Terminal Dome Closure	
Catalog Number	Buffer Tube	Ribbon	Buffer Tube	Ribbon
Splice Capacity (Maximum) – Single Fusion (Standard Profile, 80810086), Single Fusion (Deep Profile, LGSTS72), Ribbon (Deep Profile, LGSTR216)	144, 216, N/A	108, 144, 432	324, 432, N/A	180, 216, 648
Number of Splice Trays – 80810086, LGSTS72, LGSTR216	4, 3, N/A	3, 2, 2	9, 6, N/A	5, 3, 3
Cable Ports ¹	2		4	
Cable Diameters	0.093" – 1.25" (2.4 – 31.8 mm) and Flat Drop		0.093" – 1.25" (2.4 – 31.8 mm) and Flat Drop	
Ground Studs	3		7	
Configuration	Butt		Butt	
Application	Direct Bury, Below Grade, Pole/Wall, Aerial		Direct Bury, Below Grade, Pole/Wall, Aerial	
Ingress Protection	In accordance to Telcordia® GR-771-CORE, Buried, Underground; IP-68		In accordance to Telcordia® GR-771-CORE, Buried, Underground; IP-68	
Size ²	8.6" W x 22.6" L (218 x 574 mm)		13.3" W x 29.4" L (338 x 749 mm)	

¹ Multi-hole grommets allow for more than one cable to enter each cable port.

² Outermost part of the assembly; includes the sealing collar.

ORGANIZER ASSEMBLIES



COYOTE 6.5" x 22" and 9.5" x 28" Terminal Dome Kit Contents

Catalog Number	Description
COYTD622BX ³ -000	COYOTE 6.5" x 22" Terminal Dome Closure for Buffer Tube – Includes (2) 1-Hole Grommets 0.40" – 0.60" (10.2 – 15.2 mm) and (2) 1-Hole Grommets 0.60" – 0.85" (15.2 – 21.6 mm)
COYTD622RX ³ -000	COYOTE 6.5" x 22" Terminal Dome Closure for Ribbon – Includes (2) 1-Hole Grommets 0.40" – 0.60" (10.2 – 15.2 mm), (2) 1-Hole Grommets 0.60" – 0.85" (15.2 – 21.6 mm), (1) Transition Tubing Kit, and (2) Transport Tubing Kits
COYTD928BX ³ -000	COYOTE 9.5" x 28" Terminal Dome Closure for Buffer Tube – Includes (2) 2-Hole Grommets 0.42" – 0.60" (10.7 – 15.2 mm) and (2) 1-Hole Grommets 0.60" – 0.85" (15.2 – 21.6 mm)
COYTD928RX ³ -000	COYOTE 9.5" x 28" Terminal Dome Closure for Ribbon – Includes (2) 2-Hole Grommets 0.42" – 0.60" (10.7 – 15.2 mm), (2) 1-Hole Grommets 0.60" – 0.85" (15.2 – 21.6 mm), (1) Transition Tubing Kit, and (2) Transport Tubing Kits

All kits include (1) COYOTE End Plate Organizer, (1) Dome, (1) Gasket, (1) Collar, (4) Grommets, (1) Splice Tray (Cat. No. LGSTS72), Pigtailed and Cable Restraint Hardware

³Number of adapters as determined by customer.

OptiTap® is a registered trademark of Corning Cable Systems.
Telcordia® is a registered trademark of Telcordia Technologies, Inc., now part of Ericsson.
©2022 Preformed Line Products CO-CA-1004-16

ORDERING INFORMATION

COYOTE® Terminal Dome Closure Catalog Number

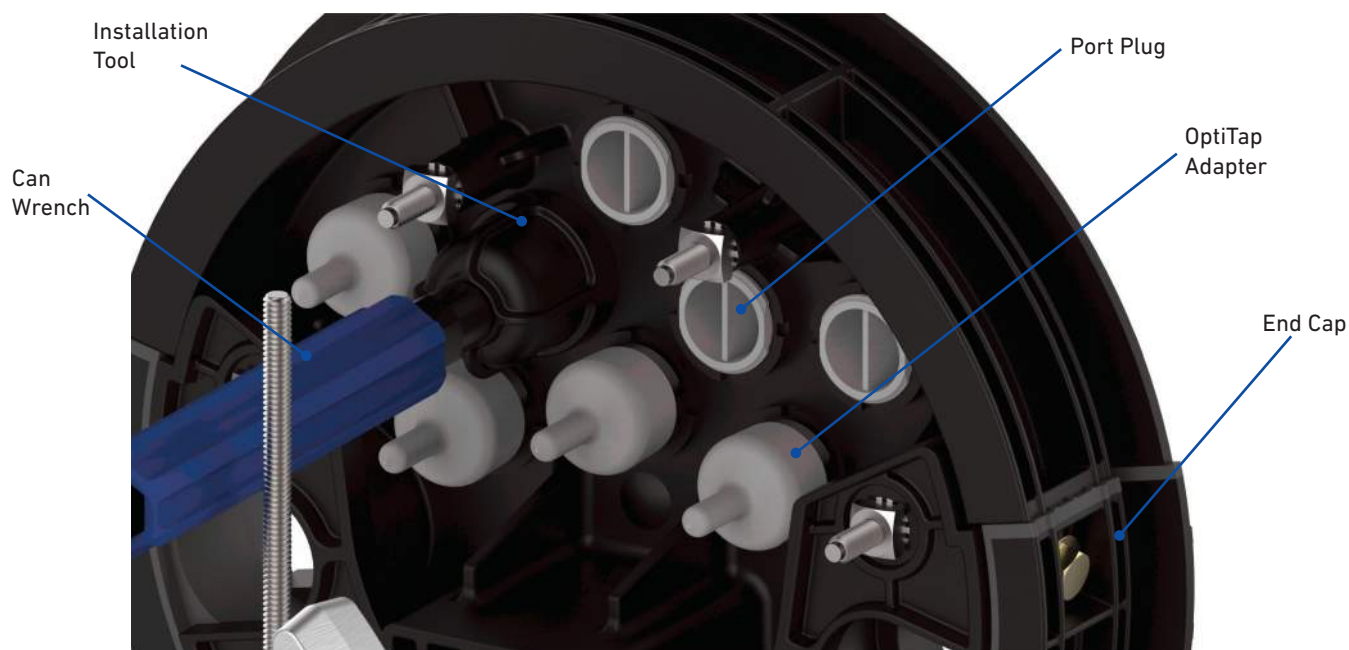
COYTD XXX X X **-000**
 (Section 1) (Section 2) (Section 3)

Catalog Number Example: COYTD617B2-000

Section 1		Section 2		Section 3	
Size Selection (Select 1)	Closure Size	Organizer Selection (Select 1)	Organizer Type	Adapter Quantity (Select 1)	Related Closure Size
617	6.5" x 17"	B	Buffer Tube Organizer	0, 2, 4	6.5" x 17"
622	6.5" x 22"	R	Ribbon Organizer	0, 2, 4	6.5" x 22"
919	9.5" x 19"			0, 2, 4, 6, 8	9.5" x 19"
928	9.5" x 28"			0, 2, 4, 6, 8	9.5" x 28"

ADDING OR REPLACING OPTITAP® ADAPTERS

COYOTE Terminal Domes can be ordered with any number of OptiTap adapters and plugs. Additional hardened adapters can be ordered and added as needed. Remove the existing port plug using the installation tool and a can wrench. Add an OptiTap adapter or replace a damaged adapter and retighten with the installation tool.





ACCESSORIES



OptiTap® Adapter

Hardened Adapter
Installation Tool

Port Plug

COYOTE® Terminal Dome Closure Accessories

Catalog Number	Description
80809958	Splice Tray, COYOTE LITE-GRIP® Short, Low Profile, 24 CT., Single Fusion
80813152	Splice Tray, COYOTE LITE-GRIP Short, Low Profile, 36 CT., Single Fusion
80808945	Splice Tray, COYOTE LITE-GRIP Short, Deep Profile, 40 CT., Single Fusion
LGSTR144	Splice Tray, COYOTE LITE-GRIP Short, Deep Profile, 144 CT., Mass Fusion
80810086	Splice Tray, COYOTE LITE-GRIP Long, Standard Profile, 36 CT., Single Fusion
LGSTS72	Splice Tray, COYOTE LITE-GRIP Long, Deep Profile, 72 CT., Single Fusion
LGSTR216	Splice Tray, COYOTE LITE-GRIP Long, Deep Profile, 216 CT., Mass Fusion
8003993	Heat Shrink Splice Protector Kit – Includes (12) 40 mm Mass Fusion
80808187	Heat Shrink Splice Protector Kit – Includes (12) 40 mm Single Fusion
8003509	Heat Shrink Splice Protector Kit – Includes (12) 60 mm Single Fusion
COYEPFIX1	End Plate Assembly Fixture for 6.5" and 9.5" Domes
80807972	Hardened Adapter Installation Tool
8003715	OptiTap® Adapter Kit – Includes (1) OptiTap Adapter and (1) Installation Tool
8004115	Bulk Pack of OptiTap Adapters – Includes (10) OptiTap Adapters
8003724	Port Plug Kit – Includes (1) Port Plug and (1) Installation Tool
8004060	Bulk Pack of Port Plugs – Includes (10) Port Plugs
80809205	Strength Member Bracket Kit – Includes (2) Short L-Brackets
80808651	Strength Member Bracket Kit – Includes (4) Long L-Brackets
80808878	Large Strength Member Adapter Kit
80811037	4-Port Cable Retention Bobbin Kit
80811036	6-Port Drop Cable Retention Bobbin Kit
80812928	6/8-Port Drop Cable Retention Bobbin Kit
80808997	End Plate Gasket for 6.5" Domes
80807332	Latching Collar for 6.5" Domes
80813717	End Plate Gasket for 9.5" Terminal Domes
80808528-1	Latching Collar for 9.5" Domes

MOUNTING BRACKETS

COYOTE 6.5" Dome Closure Mounting Brackets

Catalog Number	Description
8003831	Aerial Mounting Bracket – Strand Applications
8004035	Aerial Adjustable Offset Mounting Bracket – Strand Applications
8003833	Aerial Mounting Bracket – ADSS Applications
8004036	Aerial Adjustable Offset Mounting Bracket – ADSS Applications
8003702	Pole/Wall Mounting Bracket
8003835	Universal Mounting Bracket Kit for Handhole Applications
8003707	Swing Arm for Handhole Applications

COYOTE 9.5" Dome Closure Mounting Brackets


Catalog Number	Description
8003940	Aerial Mounting Bracket – Strand Applications
8004037	Aerial Adjustable Offset Mounting Bracket – Strand Applications
8003869	Aerial Mounting Bracket – ADSS Applications
8004038	Aerial Adjustable Offset Mounting Bracket – ADSS Applications
8003942	Pole/Wall Mounting Bracket
8003835	Universal Mounting Bracket Kit for Handhole Applications
8003941	Aerial Mounting Bracket – End Plate Mounting Applications
8004003	Manhole Support



6.5" Dome Pole/Wall Mounting Bracket
Catalog Number: 8003702



9.5" Aerial Adjustable Offset Mounting
Bracket for Strand Applications
Catalog Number: 8004037



COYOTE® CROSS-CONNECT CLOSURES

COYOTE Cross-Connect Closures merge the craft-friendly functions and features found through out the COYOTE fiber optic closure family with the benefits of plug and play technology. COYOTE Cross-Connect Closures come in a variety of sizes and utilize the same grommet sealing system and COYOTE splice trays used in the traditional COYOTE fiber optic closures. They can be populated with a variety of adapter types and are compatible with bare fiber or pre-connectorized splitters. These closures are ideal for applications where services need to be redirected often without having to re-splice each time.

FEATURES AND BENEFITS

- Provides protected fiber splicing and connectivity
- Can be quickly assembled and re-entered
- Flexible grommet sealing technology supports a wide range of flat and round cable profiles
- Multiple splice tray designs support single fusion splicing and splitter retention
- Compatible with standard pigtails or pre-connectorized splitters
- Compatible with SC, LC, FC, and ST style of adapters
- Provides 2 to 96 connections depending on the closure size and adapter type

SPECIFICATIONS

COYOTE DTC Cross-Connect Closure

Catalog Number	800013911, 800013853	
Splice Capacity (Maximum) - Single Fusion	24	
Cable Port Quantity	4 (2 on each end)	
Cable Diameters ¹	0.17" – 0.37" (4.3 – 9.4 mm) and Flat Drop	
Configuration	In-Line or Butt	
Application	Direct Buried, Below Grade, Pole/Wall, Aerial	
Ingress Protection	In accordance to Telcordia® GR-771-CORE, Buried, Underground, IP-68	
Size	9.1" L x 7.6" W x 1.7" D (231 x 193 x 43 mm)	
Adapter Port Quantity (Maximum)	2 SC or 4 LC	
Kit Contents	800013911	Includes (4) 1-Hole Grommet 0.17" – 0.25" (4.3 – 6.4 mm) and Flat Drop Cable, (2) LITE-GRIP® Single Fusion Splice Blocks, (1) LITE-GRIP Mass Fusion Splice Block, (1) Bulkhead Bracket, (2) SC/APC adapters, & (4) 2 mm jacketed pigtails
	800013853	Includes (4) 1-Hole Grommet 0.17" – 0.25" (4.3 – 6.4 mm) and Flat Drop Cable, (2) LITE-GRIP Single Fusion Splice Blocks, (1) LITE-GRIP Mass Fusion Splice Block, and (1) Bulkhead Bracket [NOTE: Adapters and pigtails sold separately]

¹This is the maximum range of cable diameters this closure can accept and does not reflect the cable diameter range for the closure kits listed above. Check the grommets provided with each closure kit to determine the acceptable cable diameter range for that closure kit.

COYOTE LCC Cross-Connect Closure

Catalog Number	800013854	
Splice Capacity (Maximum) - Single Fusion	16	
Cable Port Quantity	2 (1 on each end)	
Cable Diameters ¹	0.093" – 1.00" (2.4 – 25.4 mm) and Flat Drop	
Configuration	In-Line or Butt	
Application	Direct Buried, Below Grade, Pole/Wall, Aerial	
Ingress Protection	In accordance to Telcordia® GR-771-CORE, Buried, Underground, IP-68	
Size	14.0" L x 6.5" W x 2.5" D (356 x 165 x 64 mm)	
Adapter Port Quantity (Maximum)	4 SC or 8 LC	
Kit Contents	800013854	Includes (1) 7-Hole Grommet [1 Hole: 0.42" – 0.60" (10.7 – 15.2 mm) and 6 Holes: 0.125" – 0.250" (3.2 – 6.4 mm) and Flat Drop Cable], (1) 8-Hole Grommet 0.125" – 0.250" (3.2 – 6.4 mm) and Flat Drop Cable, (1) Splice Platform, (3) LITE-GRIP Single Fusion Splice Blocks, (1) Dual Strength Member Bracket, (1) "L" Strength Member Bracket, and (1) Bulkhead Bracket [NOTE: Adapters and pigtails sold separately]

¹This is the maximum range of cable diameters this closure can accept and does not reflect the cable diameter range for the closure kits listed above. Check the grommets provided with each closure kit to determine the acceptable cable diameter range for that closure kit.

SPECIFICATIONS



COYOTE In-Line RUNT Cross-Connect Closure

Catalog Number		80061172, 80061173
Splice Capacity (Maximum) - Single Fusion (Low Profile, 80809958), Single Fusion (Low Profile, 80813152)		48, 72
Number of Splice Trays – 80809958, 80813152		2, 2
Cable Port Quantity		4 (2 on each end)
Cable Diameters ¹		0.093" – 1.20" (2.4 – 30.5 mm) and Flat Drop
Configuration		In-Line or Butt
Application		Direct Buried, Below Grade, Pole/Wall, Aerial
Ingress Protection		In accordance to Telcordia® GR-771-CORE, Buried, Underground; IP-68
Size		18.7" L x 10.0" W x 3.7" H (475 x 254 x 94 mm)
Adapter Port Quantity (Maximum)		8 SC or 16 LC
Kit Contents	80061172	Includes (2) 1-Hole Grommets 0.40" – 0.60" (10.2 – 15.2 mm), (1) 2-Hole Grommet 0.42" – 0.60" (10.7 – 15.2 mm), and (1) 4-Hole Grommet 0.30" – 0.43" (7.6 – 10.9 mm), (1) Splice Tray - Cat. No.80809958, (1) 6 Position Bulkhead Bracket, (6) SC/APC adapters, and (12) 2 mm jacketed pigtails
	80061173	Includes: (2) 1-Hole Grommets 0.40" – 0.60" (10.2 – 15.2 mm), (1) 2-Hole Grommet 0.42" – 0.60" (10.7 – 15.2 mm), and (1) 4-Hole Grommet 0.30" – 0.43" (7.6 – 10.9 mm), (1) Splice Tray - Cat. No. 80809958, (1) 8 Position Bulkhead Bracket, (8) SC/APC adapters, and (16) 2 mm jacketed pigtails

¹This is the maximum range of cable diameters this closure can accept and does not reflect the cable diameter range for the closure kits listed above. Check the grommets provided with each closure kit to determine the acceptable cable diameter range for that closure kit.



COYOTE Dual Chamber Terminal Cross-Connect Closure

Catalog Number		8006956
Splice Capacity (Maximum) - Single Fusion (Low Profile, 80809958), Single Fusion (Low Profile, 80813152), Single Fusion (Deep Profile, 80808945)		96, 144, 80
Number of Splice Trays – 80809958, 80813152, 80808945		4, 4, 2
Cable Port Quantity		6 (4 on each end, 2 on opposite end)
Cable Diameters ¹		0.093" – 1.20" (2.4 – 30.5 mm) and Flat Drop
Configuration		In-Line or Butt
Application		Direct Buried, Below Grade, Pole/Wall, Aerial
Ingress Protection		In accordance to Telcordia® GR-771-CORE, Buried, Underground, IP-68
Size		18.7" L x 10.0" W x 7.0" H (475 x 254 x 178 mm)
Adapter Port Quantity (Maximum)		8 SC or 16 LC
Kit Contents	8006956	Includes (2) 1-Hole Grommets 0.40" – 0.60" (10.2 – 15.2 mm), (1) 2-Hole Grommet 0.42" – 0.60" (10.7 – 15.2 mm), and (1) 4-Hole Grommet 0.30" – 0.43" (7.6 – 10.9 mm), (1) Splice Tray - Cat. No. 80807701, (1) Shroud Kit, (1) 6 Position SC/APC Adapter Module, and (6) 2 mm jacketed pigtails

¹This is the maximum range of cable diameters this closure can accept and does not reflect the cable diameter range for the closure kits listed above. Check the grommets provided with each closure kit to determine the acceptable cable diameter range for that closure kit.

Telcordia® is a registered trademark of Telcordia Technologies, Inc., now part of Ericsson.

©2022 Preformed Line Products CO-CA-1004-16

SPECIFICATIONS



COYOTE ONE Dome Cross-Connect Closure

Catalog Number		800013856
Splice Capacity (Maximum) – Single Fusion (Low Profile, 80809958), Single Fusion (Low Profile, 80813152)		48, 72
Number of Splice Trays – 80809958, 80813152		2, 2
Cable Port Quantity		3
Cable Diameters ¹		0.093" – 0.85" (2.4 – 21.6 mm) and Flat Drop
Configuration		Butt
Application		Direct Buried, Below Grade, Pole/Wall, Aerial
Ingress Protection		In accordance to Telcordia® GR-771-CORE, Buried, Underground, IP-68
Size		16.0" L x 10.8" W x 5.7" H (406 x 274 x 145 mm)
Adapter Port Quantity (Maximum)		12 SC or 16 LC
Kit Contents	800013856	Includes (2) 2-Hole Grommet 0.42" – 0.60" (10.7 – 15.2 mm), (1) 6-Hole Grommet 0.125" – 0.250" (3.2 – 6.4 mm) and Flat Drop Cable, and (1) Bulkhead Bracket [NOTE: Adapter modules and pigtails sold separately]

¹This is the maximum range of cable diameters this closure can accept and does not reflect the cable diameter range for the closure kits listed above. Check the grommets provided with each closure kit to determine the acceptable cable diameter range for that closure kit.



COYOTE 6.5" x 17" Dome Cross-Connect Closure

Catalog Number		CXD617B-001
Splice Capacity (Maximum) – Single Fusion (Low Profile, 80809958), Single Fusion (Low Profile, 80813152), Single Fusion (Deep Profile, 80808945)		96, 144, 80
Number of Splice Trays – 80809958, 80813152, 80808945		4, 4, 2
Cable Port Quantity		4
Cable Diameters ¹		0.093" – 1.25" (2.4 – 31.8 mm) and Flat Drop
Configuration		Butt
Cable Types		Buffer Tube Only
Application		Direct Buried, Below Grade, Pole/Wall, Aerial
Ingress Protection		In accordance to Telcordia® GR-771-CORE, Buried, Underground, IP-68
Size		8.6" W x 17.9" L (218 x 464 mm)
Adapter Port Quantity (Maximum)		24 SC or 48 LC
Kit Contents	CXD617B-001	Includes (2) 1-Hole Grommets 0.40" – 0.60" (10.2 – 15.2 mm), (2) 1-Hole Grommets 0.60" – 0.85" (15.2 – 21.6 mm), and (1) 16 Position Bulkhead Bracket [NOTE: Adapters and pigtails sold separately]

¹This is the maximum range of cable diameters this closure can accept and does not reflect the cable diameter range for the closure kits listed above. Check the grommets provided with each closure kit to determine the acceptable cable diameter range for that closure kit.

SPECIFICATIONS



COYOTE 6.5" x 17" Dome Cross-Connect Closure

Catalog Number	CXD617U-001	
Splice Capacity (Maximum) - Single Fusion (Low Profile, 80809958), Single Fusion (Low Profile, 80813152), Single Fusion (Deep Profile, 80808945)	96, 144, 80	
Number of Splice Trays – 80809958, 80813152, 80808945	4, 4, 2	
Cable Port Quantity	4	
Cable Diameters ¹	0.093" – 1.25" (2.4 – 31.8 mm) and Flat Drop	
Configuration	Butt	
Cable Types	Buffer Tube or Ribbon	
Application	Direct Buried, Below Grade, Pole/Wall, Aerial	
Ingress Protection	In accordance to Telcordia® GR-771-CORE, Buried, Underground, IP-68	
Size	8.6" W x 17.9" L (218 x 464 mm)	
Adapter Port Quantity (Maximum)	24 SC or 48 LC	
Kit Contents	CXD617U-001	Includes (2) 1-Hole Grommets 0.40" – 0.60" (10.2 – 15.2 mm), (2) 1-Hole Grommets 0.60" – 0.85" (15.2 – 21.6 mm), (1) Transition Tubing Kit, (2) Transport Tubing Kits, and (1) 16 Position Bulkhead Bracket [NOTE: Adapters and pigtails sold separately]

¹This is the maximum range of cable diameters this closure can accept and does not reflect the cable diameter range for the closure kits listed above. Check the grommets provided with each closure kit to determine the acceptable cable diameter range for that closure kit.



COYOTE 6.5" x 22" Dome Cross-Connect Closure

Catalog Number	CXD622B-001	
Splice Capacity (Maximum) - Single Fusion (Standard Profile, 80810086), Single Fusion (Deep Profile, LGSTS72)	108, 144	
Number of Splice Trays – 80810086, LGSTS72	3, 2	
Cable Port Quantity	4	
Cable Diameters ¹	0.093" – 1.25" (2.4 – 31.8 mm) and Flat Drop	
Configuration	Butt	
Cable Types	Buffer Tube Only	
Application	Direct Buried, Below Grade, Pole/Wall, Aerial	
Ingress Protection	In accordance to Telcordia® GR-771-CORE, Buried, Underground, IP-68	
Size	8.6" W x 22.6" L (218 x 574 mm)	
Adapter Port Quantity (Maximum)	48 SC or 96 LC	
Kit Contents	CXD622B-001	Includes (2) 1-Hole Grommets 0.40" – 0.60" (10.2 – 15.2 mm), (2) 1-Hole Grommets 0.60" – 0.85" (15.2 – 21.6 mm), and (1) 32 Position Bulkhead Bracket [NOTE: Adapters and pigtails sold separately]

¹This is the maximum range of cable diameters this closure can accept and does not reflect the cable diameter range for the closure kits listed above. Check the grommets provided with each closure kit to determine the acceptable cable diameter range for that closure kit.

SPECIFICATIONS



COYOTE 6.5" x 22" Dome Cross-Connect Closure

Catalog Number	CXD622U-001	
Splice Capacity (Maximum) - Single Fusion (Standard Profile, 80810086), Single Fusion (Deep Profile, LGSTS72)	108, 144	
Number of Splice Trays – 80810086, LGSTS72	3, 2	
Cable Port Quantity	4	
Cable Diameters ¹	0.093" – 1.25" (2.4 – 31.8 mm) and Flat Drop	
Configuration	Butt	
Cable Types	Buffer Tube or Ribbon	
Application	Direct Buried, Below Grade, Pole/Wall, Aerial	
Ingress Protection	In accordance to Telcordia® GR-771-CORE, Buried, Underground, IP-68	
Size	8.6" W x 22.6" L (218 x 574 mm)	
Adapter Port Quantity (Maximum)	48 SC or 96 LC	
Kit Contents	CX-D622U-001	Includes: (2) 1-Hole Grommets 0.40" – 0.60" (10.2 – 15.2 mm), (2) 1-Hole Grommets 0.60" – 0.85" (15.2 – 21.6 mm), (1) Transition Tubing Kit, (2) Transport Tubing Kits, and (1) 32 Position Bulkhead Bracket [NOTE: Adapters and pigtails sold separately]

¹This is the maximum range of cable diameters this closure can accept and does not reflect the cable diameter range for the closure kits listed above. Check the grommets provided with each closure kit to determine the acceptable cable diameter range for that closure kit.



COYOTE 9.5" x 19" Dome Cross-Connect Closure

Catalog Number	CXD91901	
Splice Capacity (Maximum) - Single Fusion (Low Profile, 80809958), Single Fusion (Low Profile, 80813152), Single Fusion (Deep Profile, 80808945)	240, 360, 200	
Number of Splice Trays – 80809958, 80813152, 80808945	10, 10, 5	
Cable Port Quantity	7	
Cable Diameters ¹	0.093" – 1.25" (2.4 – 31.8 mm) and Flat Drop	
Configuration	Butt	
Application	Direct Buried, Below Grade, Pole/Wall, Aerial	
Ingress Protection	In accordance to Telcordia® GR-771-CORE, Buried, Underground, IP-68	
Size	13.3" W x 20.4" L (338 x 509 mm)	
Adapter Port Quantity (Maximum)	48 SC or 96 LC	
Kit Contents	CXD91901	Includes: (2) 2-Hole Grommet 0.42" – 0.60" (10.7 – 15.2 mm) and (2) 1-Hole Grommets 0.60" – 0.85" (15.2 – 21.6 mm) [NOTE: Adapter modules and pigtails sold separately]

¹This is the maximum range of cable diameters this closure can accept and does not reflect the cable diameter range for the closure kits listed above. Check the grommets provided with each closure kit to determine the acceptable cable diameter range for that closure kit.



COYOTE® GLC


9.5" X 17" AND 9.5" X 28"

The **COYOTE GLC (Ground Level Closure)** offers two length options of 17" and 28" to support either buffer tube or ribbon fiber applications. These closures utilize PLP's patented segmented end plate design, which allows for easy installation of a variety of cable sizes in conjunction with our grommets. The GLC is a hermetically sealed pedestal system that permits a high volume of uncut slack storage and its unique design doesn't force you to work where the closure is installed.

FEATURES AND BENEFITS

- 4-Port segmented end plate design provides independent access to each cable port without disrupting surrounding cables
- Multiple tray designs support mass fusion splicing, single fusion splicing, or a combination of both
- Flexible grommet sealing technology supports a wide range of flat and round cable profiles
- Hermetically sealed dome eliminates potential for water intrusion and prevents invasion of insects
- Accessible isolated grounding system that allows ground testing to occur without entering the splice closure
- Slack storage of uncut cable allows dome closure to be carried to a splice truck or other suitable working environment
- The small GLC base with cover can be used for pedestrian applications (Tier 5), while the large base with cover can be used for sidewalk or light duty truck applications (Tier 8).

SPECIFICATIONS



COYOTE 9.5" x 17" GLC with Universal Organizer

Catalog Numbers		COYGLC-F1-000, COYGLC-F1B-000, COYGLC-F1B-100
Splice Capacity (Maximum) – Single Fusion (Low Profile, 80809958), Single Fusion (Low Profile, 80813152), Single Fusion (Deep Profile, 80808945), Mass Fusion (Deep Profile, LGSTR144)		96, 144, 80, 288
Number of Splice Trays – 80809958, 80813152, 80808945, LGSTR144		4, 4, 2, 2
Cable Ports ¹		4
Cable Diameters	Small Base	0.093" – 0.60" (2.4 – 15.2 mm) and Flat Drop
	Large Base	0.093" – 1.25" (2.4 – 31.8 mm) and Flat Drop
Ground Studs		4
Configuration		Butt
Cable Types		Buffer Tube or Ribbon
Application		Pedestal
Ingress Protection		In accordance to Telcordia® GR-771-CORE, Pedestal; IP-68
Size ²		15.4" L x 15.4" W x 20.4" H (390 x 390 x 520 mm)
Kit Contents ³	COYGLC-F1-000	Includes (1) Standard Platform
	COYGLC-F1B-000	Includes (1) Standard Platform and (1) Small Base
	COYGLC-F1B-100	Includes (1) Standard Platform, (1) Small Base, & (1) Grounding Spacer Kit

¹ Multi-hole grommets allow for more than one cable to enter each cable port

² Includes platform, collar, and dome assembly only. See COYOTE GLC Bases for base sizes

³ All kits include (1) Green GLC Dome, (1) COYOTE 9.5" End Plate with Organizer, (1) Gasket, (1) Collar, (2) 2-Hole Grommets, (1) 4-Hole Grommet, (1) 6-Hole Grommet, (1) Splice Tray (Catalog Number: 80808945) and Cable Restraint Hardware.

COYOTE 9.5" x 17" GLC with Maximum Tray & Storage Organizer



Catalog Numbers		COYGLC-F2-000, COYGLC-F2B-000, COYGLC-F2B-100
Splice Capacity (Maximum) – Single Fusion (Low Profile, 80809958), Single Fusion (Low Profile, 80813152), Single Fusion (Deep Profile, 80808945), Mass Fusion (Deep Profile, LGSTR144)		312, 468, 240, N/A
Number of Splice Trays – 80809958, 80813152, 80808945, LGSTR144		13, 13, 6, N/A
Cable Ports ¹		4
Cable Diameters	Small Base	0.093" – 0.60" (2.4 – 15.2 mm) and Flat Drop
	Large Base	0.093" – 1.25" (2.4 – 31.8 mm) and Flat Drop
Ground Studs		4
Configuration		Butt
Cable Types		Buffer Tube Only
Application		Pedestal
Ingress Protection		In accordance to Telcordia® GR-771-CORE, Pedestal; IP-68
Size ²		15.4" L x 15.4" W x 20.4" H (390 x 390 x 520 mm)
Kit Contents ³	COYGLC-F2-000	Includes (1) Standard Platform
	COYGLC-F2B-000	Includes (1) Standard Platform and (1) Small Base
	COYGLC-F2B-100	Includes (1) Standard Platform, (1) Small Base, & (1) Grounding Spacer Kit

¹ Multi-hole grommets allow for more than one cable to enter each cable port

² Includes platform, collar, and dome assembly only. See COYOTE GLC Bases for base sizes

³ All kits include (1) Green GLC Dome, (1) COYOTE 9.5" End Plate with Organizer, (1) Gasket, (1) Collar, (2) 2-Hole Grommets, (1) 4-Hole Grommet, (1) 6-Hole Grommet, (1) Splice Tray (Catalog Number: 80808945) and Cable Restraint Hardware.

SPECIFICATIONS




COYOTE 9.5" x 17" GLC with Cross-Connect Organizer

Catalog Number		COYGLC-F3-000, COYGLC-F3B-000, COYGLC-F3B-100
Splice Capacity (Maximum) – Single Fusion (Low Profile, 80809958), Single Fusion (Low Profile, 80813152), Single Fusion (Deep Profile, 80808945), Mass Fusion (Deep Profile, LGSTR144)		96, 144, 80, 288
Number of Splice Trays – 80809958, 80813152, 80808945, LGSTR144		4, 4, 2, 2
Cable Ports ¹		4
Cable Diameters	Small Base	0.093" – 0.60" (2.4 – 15.2 mm) and Flat Drop
	Large Base	0.093" – 1.25" (2.4 – 31.8 mm) and Flat Drop
Ground Studs		4
Configuration		Butt
Cable Types		Buffer Tube or Ribbon
Application		Pedestal
Ingress Protection		In accordance to Telcordia® GR-771-CORE, Pedestal; IP-68
Size ²		15.4" L x 15.4" W x 20.4" H (390 x 390 x 520 mm)
Adapter Port Quantity (Maximum)		48 SC or 96 LC
Kit Contents ³	COYGLC-F3-000	Includes (1) Standard Platform
	COYGLC-F3B-000	Includes (1) Standard Platform and (1) Small Base
	COYGLC-F3B-100	Includes (1) Standard Platform, (1) Small Base, & (1) Grounding Spacer Kit

¹ Multi-hole grommets allow for more than one cable to enter each cable port

² Includes platform, collar, and dome assembly only. See COYOTE GLC Bases for base sizes

³ All kits include (1) Green GLC Dome, (1) COYOTE 9.5" End Plate with Organizer, (1) Gasket, (1) Collar, (2) 2-Hole Grommets, (1) 4-Hole Grommet, (1) 6-Hole Grommet, (1) Splice Tray (Catalog Number: 80808945) and Cable Restraint Hardware. Additional selections of adapter and pigtail accessories are required.



COYOTE 9.5" x 17" GLC with OptiTap® Organizer


Catalog Number		COYGLC-F4-000, COYGLC-F4B-000, COYGLC-F4B-100
Splice Capacity (Maximum) – Single Fusion (Low Profile, 80809958), Single Fusion (Low Profile, 80813152), Single Fusion (Deep Profile, 80808945), Mass Fusion (Deep Profile, LGSTR144)		96, 144, 80, 288
Number of Splice Trays – 80809958, 80813152, 80808945, LGSTR144		4, 4, 2, 2
Cable Ports ¹		4
Cable Diameters	Small Base	0.093" – 0.60" (2.4 – 15.2 mm) and Flat Drop
	Large Base	0.093" – 1.25" (2.4 – 31.8 mm) and Flat Drop
Ground Studs		4
Configuration		Butt
Cable Types		Buffer Tube or Ribbon and Pre-Connectorized Hardened Drop
Application		Pedestal
Ingress Protection		In accordance to Telcordia® GR-771-CORE, Pedestal; IP-68
Size ²		15.4" L x 15.4" W x 20.4" H (390 x 390 x 520 mm)
Kit Contents ³	COYGLC-F4-000	Includes (1) Standard Platform
	COYGLC-F4B-000	Includes (1) Standard Platform and (1) Small Base
	COYGLC-F4B-100	Includes (1) Standard Platform, (1) Small Base, & (1) Grounding Spacer Kit

¹ Multi-hole grommets allow for more than one cable to enter each cable port

² Includes platform, collar, and dome assembly only. See COYOTE GLC Bases for base sizes

³ All kits include (1) Green GLC Dome, (1) COYOTE 9.5" End Plate with Organizer, (1) Gasket, (1) Collar, (2) 2-Hole Grommets, (1) 4-Hole Grommet, (1) 6-Hole Grommet, (1) Splice Tray (Catalog Number: 80808945) and Cable Restraint Hardware. Additional selection of OptiTap® adapters are required.

SPECIFICATIONS




COYOTE 9.5" x 28" GLC with Universal Organizer

Catalog Number		COYGLC-F5-000, COYGLC-F5-100
Splice Capacity (Maximum) – Single Fusion (Standard Profile, 80810086), Single Fusion (Deep Profile, LGSTS72), Mass Fusion (Deep Profile, LGSTR216)		180, 288, 864
Number of Splice Trays – 80810086, LGSTS72, LGSTR216		5, 4, 4
Cable Ports ¹		4
Cable Diameters	Small Base	0.093" – 0.60" (2.4 – 15.2 mm) and Flat Drop
	Large Base	0.093" – 1.25" (2.4 – 31.8 mm) and Flat Drop
Ground Studs		4
Configuration		Butt
Cable Types		Buffer Tube or Ribbon
Application		Pedestal
Ingress Protection		In accordance to Telcordia® GR-771-CORE, Pedestal; IP-68
Size ²		15.4" L x 15.4" W x 31.6" H (390 x 390 x 800 mm)
Kit Contents ³	COYGLC-F5-000	Includes (1) Standard Platform
	COYGLC-F5-100	Includes (1) Platform with Cutout and (1) Grounding Spacer Kit

¹ Multi-hole grommets allow for more than one cable to enter each cable port

² Includes platform, collar, and dome assembly only. See COYOTE GLC Bases for base sizes

³ All kits include (1) Green GLC Dome, (1) COYOTE 9.5" End Plate with Organizer, (1) Gasket, (1) Collar, (2) 1-Hole Grommets 0.60" – 0.85" (15.2 – 21.6 mm), (1) 2-Hole Grommet, (1) 7-Hole Grommet, (1) Splice Tray (Catalog Number: LGSTS72) and Cable Restraint Hardware.



COYOTE 9.5" x 28" GLC with Max. Tray & Storage Organizer

Catalog Number		COYGLC-F6-000, COYGLC-F6-100
Splice Capacity (Maximum) – Single Fusion (Standard Profile, 80810086), Single Fusion (Deep Profile, LGSTS72), Mass Fusion (Deep Profile, LGSTR216)		324, 432, N/A
Number of Splice Trays – 80810086, LGSTS72, LGSTR216		9, 6, N/A
Cable Ports ¹		4
Cable Diameters	Small Base	0.093" – 0.60" (2.4 – 15.2 mm) and Flat Drop
	Large Base	0.093" – 1.25" (2.4 – 31.8 mm) and Flat Drop
Ground Studs		4
Configuration		Butt
Cable Types		Buffer Tube Only
Application		Pedestal
Ingress Protection		In accordance to Telcordia® GR-771-CORE, Pedestal; IP-68
Size ²		15.4" L x 15.4" W x 31.6" H (390 x 390 x 800 mm)
Kit Contents ³	COYGLC-F6-000	Includes (1) Standard Platform
	COYGLC-F6-100	Includes (1) Platform with Cutout and (1) Grounding Spacer Kit


¹ Multi-hole grommets allow for more than one cable to enter each cable port

² Includes platform, collar, and dome assembly only. See COYOTE GLC Bases for base sizes

³ All kits include (1) Green GLC Dome, (1) COYOTE 9.5" End Plate with Organizer, (1) Gasket, (1) Collar, (2) 1-Hole Grommets 0.60" – 0.85" (15.2 – 21.6 mm), (1) 2-Hole Grommet, (1) 7-Hole Grommet, (1) Splice Tray (Catalog Number: LGSTS72) and Cable Restraint Hardware.

SPECIFICATIONS

9.5" x 28" GLC
Cross-Connect
Organizer



COYOTE 9.5" x 28" GLC with Cross-Connect Organizer

Catalog Numbers		COYGLC-F7-000, COYGLC-F7-100
Splice Capacity (Maximum) – Single Fusion (Standard Profile, 80810086), Single Fusion (Deep Profile, LGSTS72), Mass Fusion (Deep Profile, LGSTR216)		180, 288, N/A
Number of Splice Trays – 80810086, LGSTS72, LGSTR216		5, 4, N/A
Cable Ports ¹		4
Cable Diameters	Small Base	0.093" – 0.60" (2.4 – 15.2 mm) and Flat Drop
	Large Base	0.093" – 1.25" (2.4 – 31.8 mm) and Flat Drop
Ground Studs		4
Configuration		Butt
Cable Types		Buffer Tube or Ribbon
Application		Pedestal
Ingress Protection		In accordance to Telcordia® GR-771-CORE, Pedestal; IP-68
Size ²		15.4" L x 15.4" W x 31.6" H (390 x 390 x 800 mm)
Adapter Port Quantity (Maximum)		96 SC or 196 LC
Kit Contents ³	COYGLC-F7-000	Includes (1) Standard Platform
	COYGLC-F7-100	Includes (1) Platform with Cutout and (1) Grounding Spacer Kit

¹ Multi-hole grommets allow for more than one cable to enter each cable port

² Includes platform, collar, and dome assembly only. See COYOTE GLC Bases for base sizes

³ All kits include (1) Green GLC Dome, (1) COYOTE 9.5" End Plate with Organizer, (1) Gasket, (1) Collar, (2) 1-Hole Grommets 0.60" – 0.85" (15.2 – 21.6 mm), (1) 2-Hole Grommet, (1) 7-Hole Grommet, (1) Splice Tray (**Catalog Number LGSTS72**) and Cable Restraint Hardware. Additional selections of adapter and pigtail accessories are required.

COYOTE GLC BASES



COYOTE GLC Small Base
17" W x 17" L x 13" H (430 x 430 x 330 mm)
For Fiber Optic Cables with Diameters
up to 0.60" (15.2 mm)
Catalog Number: COYGLC-B-000



COYOTE GLC Large Base with Cover & Plug
24" W x 36" L x 24" H (610 x 910 x 610 mm)
For Fiber Optic Cables with Diameters
up to 1.25" (31.8 mm)
Catalog Number: COYGLC-C4-000




COYOTE GLC Large Base with Cover & No Plug
24" W x 36" L x 24" H (610 x 910 x 610 mm)
For Fiber Optic Cables with Diameters
up to 1.25" (31.8 mm)
Catalog Number: COYGLC-C4-001

COYOTE® GLC BASE COVERS



COYOTE GLC Small Base Cover
NOTE: Can not be used as a plug
 for the large base cover
Catalog Number: 80809781



COYOTE GLC Large Base Cover with Plug
Catalog Number: COYGLC-C4-002



COYOTE GLC Large Base Cover without Plug
Catalog Number: COYGLC-C4-003

COYOTE® GLC SPACERS



Standard Spacer
 Raises the base height by 3"
 for adjustment to ground level



Grounding Spacer
 Raises the base height by 3" for adjustment
 to ground level. Provides 7 external isolated
 ground connections



Dual Grounding Spacer
 Raises the base height by 3" for adjustment
 to ground level. Provides 14 external isolated
 ground connections

COYOTE GLC Spacers for Small Base

Catalog Number	Description
COYGLC-S1-000	COYOTE GLC Standard Spacer for Small Base – Includes (2) Standard Spacer Halves, (2) Self-Tapping Bolts, and (4) 3.49" L (89 mm) Spacer Fasteners
COYGLC-S2-000	COYOTE GLC Grounding Spacer for Small Base – Includes (1) Standard Spacer Half, (1) Grounding Spacer Half, (1) Ground Stud Mounting Plate, (7) Ground Studs with Fasteners, (1) Bonding Plate, (1) Standard Access Cover, (7) Ground Lead Assemblies, (2) Self-Tapping Bolts, and (4) 3.49" L (89 mm) Spacer Fasteners
COYGLC-S3-000	COYOTE GLC Dual Grounding Spacer for Small Base – Includes (2) Grounding Spacer Halves, (2) Ground Stud Mounting Plate, (14) Ground Studs with Fasteners, (2) Bonding Plate, (2) Standard Access Cover, (14) Ground Lead Assemblies, (2) Self-Tapping Bolts, and (4) 3.49" L (89 mm) Spacer Fasteners

COYOTE GLC Spacers for Large Base

Catalog Number	Description
COYGLC-S4-000	COYOTE GLC Standard Spacer for Large Base – Includes (2) Standard Spacer Halves, (2) Self-Tapping Bolts, and (4) 4.70" L (119 mm) Spacer Fasteners
COYGLC-S5-000	COYOTE GLC Grounding Spacer for Large Base – Includes (1) Standard Spacer Half, (1) Grounding Spacer Half, (1) Ground Stud Mounting Plate, (7) Ground Studs with Fasteners, (1) Bonding Plate, (1) Standard Access Cover, (7) Ground Lead Assemblies, (2) Self-Tapping Bolts, and (4) 4.70" L (119 mm) Spacer Fasteners
COYGLC-S6-000	COYOTE GLC Dual Grounding Spacer for Large Base – Includes (2) Grounding Spacer Halves, (2) Ground Stud Mounting Plate, (14) Ground Studs with Fasteners, (2) Bonding Plate, (2) Standard Access Cover, (14) Ground Lead Assemblies, (2) Self-Tapping Bolts, and (4) 4.70" L (119 mm) Spacer Fasteners

ACCESSORIES FOR CROSS-CONNECT APPLICATIONS



**6-Port SC/APC
Adapter Module**



**8-Port SC/UPC
Adapter Module**




**12-Port SC/APC
Adapter Module**




**16-Port LC/UPC
Adapter Module**

COYOTE Adapter Modules

Catalog Number	Description
6SCAPC	Adapter Kit – Includes (1) 6-Port SC/APC Adapter Module
8SCAPC	Adapter Kit – Includes (1) 8-Port SC/APC Adapter Module
12SMDSCA	Adapter Kit – Includes (1) 12-Port SC/APC Adapter Module
6SMSC	Adapter Kit – Includes (1) 6-Port SC/UPC Adapter Module
8SMSC	Adapter Kit – Includes (1) 8-Port SC/UPC Adapter Module
12SMDSC	Adapter Kit – Includes (1) 12-Port SC/UPC Adapter Module
12SMLCA	Adapter Kit – Includes (1) 12-Port LC/APC Adapter Module
16SMLCA	Adapter Kit – Includes (1) 16-Port LC/APC Adapter Module
24LCAPC	Adapter Kit – Includes (1) 24-Port LC/APC Adapter Module
12SMLC	Adapter Kit – Includes (1) 12-Port LC/UPC Adapter Module
16SMLC	Adapter Kit – Includes (1) 16-Port LC/UPC Adapter Module
24SMLC	Adapter Kit – Includes (1) 24-Port LC/UPC Adapter Module



1x8 SC/APC PLC Pre-Connectorized Splitter



1x16 LC/UPC PLC Pre-Connectorized Splitter

COYOTE GLC Pre-Connectorized Splitters

Catalog Number	Description
COYGLC-1X8-SCA	Pre-Connectorized Splitter – 1x8 SC/APC with 24" Output Legs
COYGLC-1X16-SCA	Pre-Connectorized Splitter – 1x16 SC/APC with 24" Output Legs
COYGLC-1X32-SCA	Pre-Connectorized Splitter – 1x32 SC/APC with 24" Output Legs
COYGLC-1X8-SCU	Pre-Connectorized Splitter – 1x8 SC/UPC with 24" Output Legs
COYGLC-1X16-SCU	Pre-Connectorized Splitter – 1x16 SC/UPC with 24" Output Legs
COYGLC-1X32-SCU	Pre-Connectorized Splitter – 1x32 SC/UPC with 24" Output Legs
COYGLC-1X8-LCA	Pre-Connectorized Splitter – 1x8 LC/APC with 24" Output Legs
COYGLC-1X16-LCA	Pre-Connectorized Splitter – 1x16 LC/APC with 24" Output Legs
COYGLC-1X32-LCA	Pre-Connectorized Splitter – 1x32 LC/APC with 24" Output Legs
COYGLC-1X8-LCU	Pre-Connectorized Splitter – 1x8 LC/UPC with 24" Output Legs
COYGLC-1X16-LCU	Pre-Connectorized Splitter – 1x16 LC/UPC with 24" Output Legs
COYGLC-1X32-LCU	Pre-Connectorized Splitter – 1x32 LC/UPC with 24" Output Legs

ACCESSORIES FOR CROSS-CONNECT APPLICATIONS



**2 mm Jacketed SC/APC
Pigtails with Short
Connector Boots**



**2 mm Jacketed SC/UPC
Pigtails with Short
Connector Boots**



**2 mm Jacketed LC/APC
Pigtails with Short
Connector Boots**



**2 mm Jacketed LC/UPC
Pigtails with Short
Connector Boots**

COYOTE 2 mm Jacketed Fiber Pigtail Kits - Short Boot Connectors

Catalog Number	Description
COYTRM-2PK-SCA-SB	Pigtail Kit – Includes (2) 2 mm SC/APC Jacketed Fiber Pigtails with Short Boot Connectors, 2 meters Long
COYTRM-3PK-SCA-SB	Pigtail Kit – Includes (3) 2 mm SC/APC Jacketed Fiber Pigtails with Short Boot Connectors, 2 meters Long
COYTRM-4PK-SCA-SB	Pigtail Kit – Includes (4) 2 mm SC/APC Jacketed Fiber Pigtails with Short Boot Connectors, 2 meters Long
COYTRM-2PK-SCU-SB	Pigtail Kit – Includes (2) 2 mm SC/UPC Jacketed Fiber Pigtails with Short Boot Connectors, 2 meters Long
COYTRM-3PK-SCU-SB	Pigtail Kit – Includes (3) 2 mm SC/UPC Jacketed Fiber Pigtails with Short Boot Connectors, 2 meters Long
COYTRM-4PK-SCU-SB	Pigtail Kit – Includes (4) 2 mm SC/UPC Jacketed Fiber Pigtails with Short Boot Connectors, 2 meters Long
COYTRM-4PK-LCA-SB	Pigtail Kit – Includes (4) 2 mm LC/APC Jacketed Fiber Pigtails with Short Boot Connectors, 2 meters Long
COYTRM-4PK-LCU-SB	Pigtail Kit – Includes (4) 2 mm LC/UPC Jacketed Fiber Pigtails with Short Boot Connectors, 2 meters Long



**2 mm Jacketed SC/APC
Pigtails with Standard
Connector Boots**



**2 mm Jacketed SC/UPC
Pigtails with Standard
Connector Boots**



**2 mm Jacketed LC/APC
Pigtails with Standard
Connector Boots**




**2 mm Jacketed LC/UPC
Pigtails with Standard
Connector Boots**


COYOTE 2 mm Jacketed Fiber Pigtail Kits - Standard Boot Connectors

Catalog Number	Description
COYTRM-2PK-SCA	Pigtail Kit – Includes (2) 2 mm SC/APC Jacketed Fiber Pigtails with Standard Boot Connectors, 2 meters Long
COYTRM-3PK-SCA	Pigtail Kit – Includes (3) 2 mm SC/APC Jacketed Fiber Pigtails with Standard Boot Connectors, 2 meters Long
COYTRM-4PK-SCA	Pigtail Kit – Includes (4) 2 mm SC/APC Jacketed Fiber Pigtails with Standard Boot Connectors, 2 meters Long
COYTRM-2PK-SCU	Pigtail Kit – Includes (2) 2 mm SC/UPC Jacketed Fiber Pigtails with Standard Boot Connectors, 2 meters Long
COYTRM-3PK-SCU	Pigtail Kit – Includes (3) 2 mm SC/UPC Jacketed Fiber Pigtails with Standard Boot Connectors, 2 meters Long
COYTRM-4PK-SCU	Pigtail Kit – Includes (4) 2 mm SC/UPC Jacketed Fiber Pigtails with Standard Boot Connectors, 2 meters Long
COYTRM-4PK-LCA	Pigtail Kit – Includes (4) 2 mm LC/APC Jacketed Fiber Pigtails with Standard Boot Connectors, 2 meters Long
COYTRM-4PK-LCU	Pigtail Kit – Includes (4) 2 mm LC/UPC Jacketed Fiber Pigtails with Standard Boot Connectors, 2 meters Long

ACCESSORIES FOR CROSS-CONNECT APPLICATIONS



8 Fiber SC/APC GLC Pigtail Bundle



16 Fiber LC/UPC GLC Pigtail Bundle

COYOTE GLC Pigtail Bundles

Catalog Number	Description
COYGLC-4FB-SCA	GLC Pigtail Bundle – Includes (4) SC/APC 900 µm Pigtails with 24" Output Legs
COYGLC-8FB-SCA	GLC Pigtail Bundle – Includes (8) SC/APC 900 µm Pigtails with 24" Output Legs
COYGLC-12FB-SCA	GLC Pigtail Bundle – Includes (12) SC/APC 900 µm Pigtails with 24" Output Legs
COYGLC-16FB-SCA	GLC Pigtail Bundle – Includes (16) SC/APC 900 µm Pigtails with 24" Output Legs
COYGLC-32FB-SCA	GLC Pigtail Bundle – Includes (32) SC/APC 900 µm Pigtails with 24" Output Legs
COYGLC-4FB-SCU	GLC Pigtail Bundle – Includes (4) SC/UPC 900 µm Pigtails with 24" Output Legs
COYGLC-8FB-SCU	GLC Pigtail Bundle – Includes (8) SC/UPC 900 µm Pigtails with 24" Output Legs
COYGLC-12FB-SCU	GLC Pigtail Bundle – Includes (12) SC/UPC 900 µm Pigtails with 24" Output Legs
COYGLC-16FB-SCU	GLC Pigtail Bundle – Includes (16) SC/UPC 900 µm Pigtails with 24" Output Legs
COYGLC-32FB-SCU	GLC Pigtail Bundle – Includes (32) SC/UPC 900 µm Pigtails with 24" Output Legs
COYGLC-4FB-LCA	GLC Pigtail Bundle – Includes (4) LC/APC 900 µm Pigtails with 24" Output Legs
COYGLC-8FB-LCA	GLC Pigtail Bundle – Includes (8) LC/APC 900 µm Pigtails with 24" Output Legs
COYGLC-12FB-LCA	GLC Pigtail Bundle – Includes (12) LC/APC 900 µm Pigtails with 24" Output Legs
COYGLC-16FB-LCA	GLC Pigtail Bundle – Includes (16) LC/APC 900 µm Pigtails with 24" Output Legs
COYGLC-32FB-LCA	GLC Pigtail Bundle – Includes (32) LC/APC 900 µm Pigtails with 24" Output Legs
COYGLC-4FB-LCU	GLC Pigtail Bundle – Includes (4) LC/UPC 900 µm Pigtails with 24" Output Legs
COYGLC-8FB-LCU	GLC Pigtail Bundle – Includes (8) LC/UPC 900 µm Pigtails with 24" Output Legs
COYGLC-12FB-LCU	GLC Pigtail Bundle – Includes (12) LC/UPC 900 µm Pigtails with 24" Output Legs
COYGLC-16FB-LCU	GLC Pigtail Bundle – Includes (16) LC/UPC 900 µm Pigtails with 24" Output Legs
COYGLC-32FB-LCU	GLC Pigtail Bundle – Includes (32) LC/UPC 900 µm Pigtails with 24" Output Legs

COYOTE Field Installable Connectors

Catalog Number	Description
80813501	Field Installable Connector Kit – Includes (6) SC/APC Field Installable Connectors
80813502	Field Installable Connector Kit – Includes (12) SC/APC Field Installable Connectors
80813503	Field Installable Connector Kit – Includes (6) SC/UPC Field Installable Connectors
80813504	Field Installable Connector Kit – Includes (12) SC/UPC Field Installable Connectors
80813505	Field Installable Connector Kit – Includes (6) LC/APC Field Installable Connectors
80813506	Field Installable Connector Kit – Includes (12) LC/APC Field Installable Connectors
80813507	Field Installable Connector Kit – Includes (6) LC/UPC Field Installable Connectors
80813508	Field Installable Connector Kit – Includes (12) LC/UPC Field Installable Connectors
FAC-KIT	Field Installation Kit – Includes (1) Carrying Bag, (1) Precision Cleaver, (1) Pen Style Cleaner for SC Connectors, (1) Pen Style Cleaner for LC Connectors, (1) Fiber Stripper, (1) Kevlar® Scissor, (1) Pack of Alcohol Wipes, (10) LC/UPC 900 µm Connectors, (10) SC/UPC 900 µm Connectors and Instruction Sheet

ACCESSORIES FOR OPTITAP® APPLICATIONS



OptiTap Adapter



Hardened Adapter Installation Tool

Hardened Adapter Accessories

Catalog Number	Description
8003715	Hardened Adapter Kit – Includes (1) OptiTap Adapter and (1) Installation Tool
8004115	Bulk Pack of OptiTap Adapters – Includes (10) OptiTap Adapters
80807972	Hardened Adapter Installation Tool
8003724	Port Plug Kit – Included (1) Port Plug and (1) Installation Tool
8004060	Bulk Pack of Port Plugs – Includes (10) Port Plugs

ACCESSORIES



Retention Stake with Anchor Plate



Retention Stake Driver Cap

COYOTE GLC Accessories

Catalog Number	Description
80809958	Splice Tray, COYOTE LITE-GRIP® Short, Low Profile, 24 CT., Single Fusion
80813152	Splice Tray, COYOTE LITE-GRIP Short, Low Profile, 36 CT., Single Fusion
80808945	Splice Tray, COYOTE LITE-GRIP Short, Deep Profile, 40 CT., Single Fusion
LGSTR144	Splice Tray, COYOTE LITE-GRIP Short, Deep Profile, 144 CT., Mass Fusion
80810086	Splice Tray, COYOTE LITE-GRIP Long, Standard Profile, 36 CT., Single Fusion
LGSTS72	Splice Tray, COYOTE LITE-GRIP Long, Deep Profile, 72 CT., Single Fusion
LGSTR216	Splice Tray, COYOTE LITE-GRIP Long, Deep Profile, 216 CT., Mass Fusion
8004160	Heat Shrink Splice Protector Kit – Includes (50) 40 mm Mass Fusion
8004095	Heat Shrink Splice Protector Kit – Includes (50) 40 mm Single Fusion
8003717	Heat Shrink Splice Protector Kit – Includes (50) 60 mm Single Fusion
80809788	Retention Stake with Anchor Plate for Small Base 42" (1066 mm)
80809791	Retention Stake Driver Cap
80803989	Shield Connector
80808613	Express Fiber Storage Ring for Deep Profile LITE-GRIP Splice Trays
80809205	Strength Member Bracket Kit – Includes (2) Short L-Brackets
80808651	Strength Member Bracket Kit – Includes (4) Long L-Brackets
80811037	4-Port Cable Retention Bobbin Kit
80811036	6-Port Drop Cable Retention Bobbin Kit
80812928	6/8-Port Drop Cable Retention Bobbin Kit



COYOTE® MPC

The **COYOTE MPC (Multi-Purpose Closure)** is constructed of durable, UV stabilized, flame retardant polymer to permit interior or exterior applications. Eight cable entrance ports around the exterior accept an easy-to-use grommet system and standard commercially available fittings. The closure's interior can be configured to address slack storage, splicing, cross-connect, hardened adapter applications or any combination. Pre-terminated configurations are also available to minimize the amount of labor required during installation.

FEATURES AND BENEFITS

- Interior grid hole pattern allows custom organization of various components
- Offers NEMA4 performance
- Constructed with UL94-5VA rated polymer compounds, to provide the highest flame resistant rating
- Flexible grommet sealing technology supports a wide range of flat and round cable profiles
- Integrated silicone foam rubber gasket designed to eliminate water entry
- 8 cable entrance ports around closure exterior


COYOTE® STANDARD MPC

Specifications

Catalog Numbers	COYMPC-000, COYMPC-001, COYMPC-002, COYMPC-004, COYMPC-005, COYMPC-006
Splice Capacity (Maximum) – Single Fusion (Low Profile, 80809958), Single Fusion (Low Profile, 80813152), Single Fusion (Deep Profile, 80808945), Mass Fusion (Deep Profile, LGSTR144)	96, 144, 80, 288
Number of Splice Trays – 80809958, 80813152, 80808945, LGSTR144	4, 4, 2, 2
Cable Ports ¹	8
Cable Diameters	0.093" – 1.00" (2.4 – 25.4 mm)
Configuration	In-Line or Butt
Application	Pole/Wall
Ingress Protection	In accordance to Telcordia® GR-771-CORE, NEMA4, IP-66
Size ²	17.5" L x 14.4" W x 4.0" D (445 x 366 x 102 mm)

¹ Multi-hole grommets allow for more than one cable to enter each cable port.

² Outermost part of the assembly



COYOTE Standard MPC Kits

Catalog Number	Description
COYMPC-000	COYOTE Standard MPC – Empty
COYMPC-001	COYOTE Standard MPC – Includes (1) 4-Hole Grommet Port Adapter Kit 0.120" – 0.275" (3.0 – 7.0 mm), and (1) Organizer Clip Kit
COYMPC-002	COYOTE Standard MPC for OptiTap® Adapters – Includes (1) 4-Hole Grommet Port Adapter Kit 0.120" – 0.275" (3.0 – 7.0 mm), (1) 8-Hole Grommet Port Adapter Kit 0.120" – 0.200" (3.0 – 5.1 mm), (1) Bulkhead with 2 OptiTap Adapters, (1) Organizer Clip Kit, (1) Storage Bracket Kit, and (1) Grommet Port Adapter Shroud
COYMPC-004	COYOTE Standard MPC – Includes (1) 4-Hole Grommet Port Adapter Kit 0.120" – 0.275" (3.0 – 7.0 mm), (1) 2-Hole Grommet Port Adapter 0.275" – 0.50" (7.0 – 12.7 mm), (2) Organizer Clip Kit, (2) Cable Restraint Brackets, (2) Tray Brackets, and (1) Standard Short Splice Tray – 12 Splice CT.
COYMPC-005	COYOTE Standard MPC – Includes (3) 4-Hole Grommet Port Adapter Kit 0.120" – 0.275" (3.0 – 7.0 mm), (1) 1-Hole Grommet Port Adapter Kit 0.40" – 0.60" (10.2 – 15.2 mm), (2) 6 SC/UPC Adapter Plates, (2) Organizer Clip Kit, and (4) Cable Restraint Brackets
COYMPC-006	COYOTE Standard MPC – Includes (1) 1-Hole Grommet Port Adapter Kit 0.40" – 0.60" (10.2 – 15.2 mm), (2) Organizer Clip Kit, (1) Cable Restraint Bracket, (1) LITE-GRIP® Short Splice Tray – 16 Splice CT., and (1) Splice Tray Support Kit

OptiTap® is a registered trademark of Corning Cable Systems.

Telcordia® is a registered trademark of Telcordia Technologies, Inc., now part of Ericsson.

©2022 Preformed Line Products CO-CA-1004-16


COYOTE® DEEP MPC

Specifications

Catalog Numbers	COYMPC-D000, COYMPC-D001, COYMPC-D005
Splice Capacity (Maximum) – Single Fusion (Low Profile, 80809958), Single Fusion (Low Profile, 80813152), Single Fusion (Deep Profile, 80808945), Mass Fusion (Deep Profile, LGSTR144)	288, 432, 240, 864
Number of Splice Trays – 80809958, 80813152, 80808945, LGSTR144	12, 12, 6, 6
Cable Ports ¹	8
Cable Diameters	0.093" – 1.00" (2.4 – 25.4 mm)
Configuration	In-Line or Butt
Application	Pole/Wall
Ingress Protection	In accordance to Telcordia® GR-771-CORE, NEMA4, IP-66
Size ²	17.5" L x 14.4" W x 7.0" D (445 x 366 x 178 mm)

¹ Multi-hole grommets allow for more than one cable to enter each cable port.

² Outermost part of the assembly



COYOTE Deep MPC Kits

Catalog Number	Description
COYMPC-D000	COYOTE Deep MPC – Empty
COYMPC-D001	COYOTE Deep MPC – Includes (1) 4-Hole Grommet Port Adapter Kit 0.120" – 0.275" (3.0 – 7.0 mm), (1) Cable Restraint Bracket and (2) Dual Organizer Clip Kits
COYMPC-D005	COYOTE Deep MPC – Includes (1) 1-Hole Grommet Port Adapter Kit 0.40" – 0.60" (10.2 – 15.2 mm), (3) 4-Hole Grommet Port Adapter Kit 0.120" – 0.275" (3.0 – 7.0 mm), (1) Splice Tray Support Kit, (1) Deep MPC Bulkhead Kit, (2) 6 SC/UPC Adapter Plates, (4) Cable Restraint Brackets and (2) Dual Organizer Clip Kits

ACCESSORIES

COYOTE MPC Grommet Port Adapter Kits


Catalog Number	Description
8003827	1-Hole Grommet Port Adapter 0.40" – 0.60" (10.2 – 15.2 mm)
8003826	1-Hole Grommet Port Adapter 0.60" – 0.825" (15.2 – 21.0 mm)
8003825	1-Hole Grommet Port Adapter 0.825" – 1.00" (21.0 – 25.4 mm)
8003828	2-Hole Grommet Port Adapter 0.275" – 0.500" (7.0 – 12.7 mm)
8003812	4-Hole Grommet Port Adapter 0.120" – 0.275" (3.0 – 7.0 mm)
8003818	8-Hole Grommet Port Adapter 0.120" – 0.200" (3.0 – 5.1 mm)
80808618	Stepped Grommet Kit 0.070" – 1.00" (1.8 – 25.4 mm)

COYOTE Standard and Deep MPC Accessories

Catalog Number	Description
80809958	Splice Tray, COYOTE LITE-GRIP® Short, Low Profile, 24 CT., Single Fusion
80813152	Splice Tray, COYOTE LITE-GRIP Short, Low Profile, 36 CT., Single Fusion
80808945	Splice Tray, COYOTE LITE-GRIP Short, Deep Profile, 40 CT., Single Fusion
LGSTR144	Splice Tray, COYOTE LITE-GRIP Short, Deep Profile, 144 CT., Mass Fusion
8003813	Organizer Clip Kit – Includes (3) Clips
8003811	Storage Bracket Kit – Includes (2) Brackets
80808853	Splice Tray Support Kit – Includes (2) Tray Brackets, (1) Hold Down Strap, (4) Nylon Cable Clamps, and (1) Felt Strip
8003829	Cable Restraint Bracket Kit – Includes (1) Restraint Bracket
80808508	OptiTap® 2-Port Internal Bracket Kit – Includes (2) Adapters
8003824	OptiTap 8-Port Internal Bracket Kit – Does NOT Include Adapters
80808916	Empty Bulkhead Kit – Accepts 2 Adapter Modules
80808982	Pole/Wall Mounting Bracket

COYOTE Deep MPC Accessories

Catalog Number	Description
8003870	Dual Organizer Clip Kit – Includes (3) Clips
80808960	Empty Bulkhead Kit – Accepts 4 Adapter Modules



COYOTE® AXCESS SOLUTIONS™ CABINETS

The **COYOTE Axcess Solutions Cabinets** are pre-assembled to your exact specifications to begin splicing right out of the carton, providing a substantial labor savings. Each cabinet is made from rugged 16 gauge steel and has a durable powder-coat finish that comes in almond or black. High-density splicing and patching can be achieved in one cabinet with the craft-friendly COYOTE splice trays and integrated fiber storage. Cabinets can be ordered with adapter modules (UPC or APC) and color coded pigtails to match your application. All multi-mode fiber grades available.

FEATURES AND BENEFITS

Wall Mount Cabinets

- Provides protected fiber splicing and connectivity
- Optional lock for inner door secures the splicing compartment
- Each cabinet may be ordered with adapter modules or pre-terminated with pigtails to an exact specification
- Pre-terminated cabinets are 100% tested for optical insertion loss after assembly
- Installation and mounting hardware included

Rack Mount Cabinets

- Provides protected fiber splicing and connectivity
- Universal mounting bracket to fit 19" (482 mm) or 23" (584 mm) racks
- Each cabinet may be ordered with adapter modules or pre-terminated with pigtails to an exact specification
- Pre-terminated cabinets are 100% tested for optical insertion loss after assembly
- Clear front door and access panels are removable for easy entry
- Lockable rear splicing compartment

WALL MOUNT CABINETS



Specifications: WDC2

Catalog Numbers	WDC2A ¹ and WDC2B ¹
Splice Capacity (Maximum) – Single Fusion (Standard Profile, 80806033)	24
Number of Splice Trays – 80806033	2
Adapter Port Quantity (Maximum)	24 ST, 24 SC, or 24 LC
Colors	Almond or Black
Size ²	10" H x 13" W x 3.5" D (254 x 330 x 89 mm)

¹ A for Almond or B for Black

² Outermost part of the assembly



Specifications: WDC4

Catalog Numbers	WDC4A ¹ and WDC4B ¹
Splice Capacity (Maximum) – Single Fusion (Low Profile, 8003468), Single Fusion (Standard Profile, 80806033),	48, 24
Number of Splice Trays – 8003468, 80806033	2, 2
Adapter Port Quantity (Maximum)	48 ST, 48 SC, or 48 LC
Colors	Almond or Black
Size ²	14" H x 13" W x 3.5" D (356 x 330 x 89 mm)

¹ A for Almond or B for Black

² Outermost part of the assembly



Specifications: WDC8

Catalog Numbers	WDC8A ¹ and WDC8B ¹
Splice Capacity (Maximum) – Single Fusion (Low Profile, 8001127), Single Fusion (Standard Profile, 80805514)	96, 72
Number of Splice Trays – 8001127, 80805514	4, 3
Adapter Port Quantity (Maximum)	96 ST, 96 SC, or 96 LC
Colors	Almond or Black
Size ²	17" H x 13" W x 5.5" D (432 x 330 x 140 mm)

¹ A for Almond or B for Black

² Outermost part of the assembly



Specifications: WDC12

Catalog Numbers	WDC12A ¹ and WDC12B ¹
Splice Capacity (Maximum) – Single Fusion (Low Profile, 8001127), Single Fusion (Standard Profile, 80805514)	144, 144
Number of Splice Trays – 8001127, 80805514	6, 6
Adapter Port Quantity (Maximum)	144 ST, 144 SC, or 144 LC
Colors	Almond or Black
Size ²	22" H x 17" W x 6.1" D (559 x 432 x 155 mm)

¹ A for Almond or B for Black

² Outermost part of the assembly



RACK MOUNT CABINETS



Specifications: RDC2

Catalog Numbers	RDC2A ¹ and RDC2B ¹
Splice Capacity (Maximum) – Single Fusion (Low Profile, 80809958), Single Fusion (Standard Profile, 80806033)	24, 12
Number of Splice Trays – 80809958, 80806033	1, 1
Adapter Port Quantity (Maximum)	24 ST, 24 SC, or 24 LC
Rack Units	1
Colors	Almond or Black
Size ²	1.8" H x 17" W x 14" D (45 x 432 x 356 mm)

¹ A for Almond or B for Black

² Outermost part of the assembly



Specifications: RDC3

Catalog Numbers	RDC3A ¹ and RDC3B ¹
Splice Capacity (Maximum) – Single Fusion (Low Profile, 8001127), Single Fusion (Standard Profile, 80805514)	72, 48
Number of Splice Trays – 8001127, 80805514	3, 2
Adapter Port Quantity (Maximum)	36 ST, 36 SC, or 36 LC
Rack Units	2
Colors	Almond or Black
Size ²	3.5" H x 17" W x 14" D (89 x 432 x 356 mm)

¹ A for Almond or B for Black

² Outermost part of the assembly



Specifications: RDC6

Catalog Numbers	RDC6A ¹ and RDC6B ¹
Splice Capacity (Maximum) – Single Fusion (Low Profile, 8001127), Single Fusion (Standard Profile, 80805514)	72, 48
Number of Splice Trays – 8001127, 80805514	3, 2
Adapter Port Quantity (Maximum)	72 ST, 72 SC, or 72 LC
Rack Units	2
Colors	Almond or Black
Size ²	3.5" H x 17" W x 14" D (89 x 432 x 356 mm)

¹ A for Almond or B for Black

² Outermost part of the assembly

RACK MOUNT CABINETS



Specifications: RDC12

Catalog Numbers	RDC12A ¹ and RDC12B ¹
Splice Capacity (Maximum) – Single Fusion (Low Profile, 8001127), Single Fusion (Standard Profile, 80805514)	144, 96
Number of Splice Trays – 8001127, 80805514	6, 4
Adapter Port Quantity (Maximum)	144 ST, 144 SC, or 144 LC
Rack Units	3
Colors	Almond or Black
Size ²	5.3" H x 17" W x 14" D (134 x 432 x 356 mm)

¹ A for **Almond** or B for **Black**

² Outermost part of the assembly



Specifications: RDC12X

Catalog Numbers	RDC12XA ¹ and RDC12XB ¹
Splice Capacity (Maximum) – Single Fusion (Low Profile, 8001127), Single Fusion (Standard Profile, 80805514)	144, 144
Number of Splice Trays – 8001127, 80805514	6, 6
Adapter Port Quantity (Maximum)	144 ST, 144 SC, or 144 LC
Rack Units	4
Colors	Almond or Black
Size ²	6.7" H x 17" W x 14" D (170 x 432 x 356 mm)

¹ A for **Almond** or B for **Black**

² Outermost part of the assembly



Specifications: RDC24

Catalog Numbers	RDC24A ¹ and RDC24B ¹
Splice Capacity (Maximum) – Single Fusion (Low Profile, 8001127), Single Fusion (Standard Profile, 80805514)	288, 240
Number of Splice Trays – 8001127, 80805514	12, 10
Adapter Port Quantity (Maximum)	288 ST, 288 SC, or 288 LC
Rack Units	8
Colors	Almond or Black
Size ²	14" H x 17" W x 14" D (356 x 432 x 356 mm)

¹ A for **Almond** or B for **Black**

² Outermost part of the assembly

OPTICAL COMPONENTS AND ACCESSORIES



6-Port ST Adapter Module



6-Port SC/APC Adapter Module



12-Port SC/UPC Adapter Module



16-Port LC/APC Adapter Module

COYOTE Adapter Modules

Catalog Number	Description
6SCAPC	Adapter Module Kit – Includes (1) 6-Port SC/APC Adapter Module
8SCAPC	Adapter Module Kit – Includes (1) 8-Port SC/APC Adapter Module
12SMDSCA	Adapter Module Kit – Includes (1) 12-Port SC/APC Adapter Module
6SMSC	Adapter Module Kit – Includes (1) 6-Port SC/UPC Adapter Module
8SMSC	Adapter Module Kit – Includes (1) 8-Port SC/UPC Adapter Module
12SMDSC	Adapter Module Kit – Includes (1) 12-Port SC/UPC Adapter Module
12SMLCA	Adapter Module Kit – Includes (1) 12-Port LC/APC Adapter Module
16SMLCA	Adapter Module Kit – Includes (1) 16-Port LC/APC Adapter Module
24LCAPC	Adapter Module Kit – Includes (1) 24-Port LC/APC Adapter Module
6SMLC	Adapter Module Kit – Includes (1) 6-Port LC/UPC Adapter Module
12SMLC	Adapter Module Kit – Includes (1) 12-Port LC/UPC Adapter Module
16SMLC	Adapter Module Kit – Includes (1) 16-Port LC/UPC Adapter Module
24SMLC	Adapter Module Kit – Includes (1) 24-Port LC/UPC Adapter Module
6SMST	Adapter Module Kit – Includes (1) 6-Port ST/UPC Adapter Module
8SMST	Adapter Module Kit – Includes (1) 8-Port ST/UPC Adapter Module
12SMST	Adapter Module Kit – Includes (1) 12-Port ST/UPC Adapter Module



6 Fiber LC/APC Pigtail Cable Assembly



12 Fiber SC/UPC Pigtail Cable Assembly



12 Fiber ST Pigtail Cable Assembly

COYOTE Fiber Pigtail Cable Assemblies

Catalog Number	Description
P6SCA3	3 Meter Pigtail Cable Assembly – Includes (6) Bundled SC/APC 900 µm Pigtails in Sleeving
P12SCA3	3 Meter Pigtail Cable Assembly – Includes (12) Bundled SC/APC 900 µm Pigtails in Sleeving
P6SCU3	3 Meter Pigtail Cable Assembly – Includes (6) Bundled SC/UPC 900 µm Pigtails in Sleeving
P12SCU3	3 Meter Pigtail Cable Assembly – Includes (12) Bundled SC/UPC 900 µm Pigtails in Sleeving
P6ST3	3 Meter Pigtail Cable Assembly – Includes (6) Bundled ST 900 µm Pigtails in Sleeving
P12ST3	3 Meter Pigtail Cable Assembly – Includes (12) Bundled ST 900 µm Pigtails in Sleeving
P6LCA3	3 Meter Pigtail Cable Assembly – Includes (6) Bundled LC/APC 900 µm Pigtails in Sleeving
P12LCA3	3 Meter Pigtail Cable Assembly – Includes (12) Bundled LC/APC 900 µm Pigtails in Sleeving
P6LC3	3 Meter Pigtail Cable Assembly – Includes (6) Bundled LC/UPC 900 µm Pigtails in Sleeving
P12LC3	3 Meter Pigtail Cable Assembly – Includes (12) Bundled LC/UPC 900 µm Pigtails in Sleeving

All multi-mode fiber grades are available.

OPTICAL COMPONENTS AND ACCESSORIES

Accessories

Catalog Number	Description
80807701	Splice Tray, COYOTE Legacy Short, Low Profile, 12 CT., Single Fusion
80806033	Splice Tray, COYOTE Legacy Short, Standard Profile, 12 CT., Single Fusion
8003468	Splice Tray, COYOTE Legacy Short, Standard Profile, 24 CT., Single Fusion
8001127	Splice Tray, COYOTE Legacy Long, Low Profile, 36 ¹ CT., Single Fusion
80805514	Splice Tray, COYOTE Legacy Long, Standard Profile, 36 ¹ CT., Single Fusion
80805515	Splice Tray, COYOTE Legacy Long, Deep Profile, 144 CT., Mass Fusion
800014149B	Rodent Protection Kit for RDC3 and RDC6 – Requires Grommet Port Adapter
800014150B	Rodent Protection Kit for RDC12 – Requires Grommet Port Adapter
80812784B	Rodent Protection Kit for WDC2 and WDC4 – Requires Grommet Port Adapter
80812785B	Rodent Protection Kit for WDC8 – Requires Grommet Port Adapter
8003827	1-Hole Grommet Port Adapter 0.40" – 0.60" (10.2 – 15.2 mm)
8003826	1-Hole Grommet Port Adapter 0.60" – 0.825" (15.2 – 21.0 mm)
8003825	1-Hole Grommet Port Adapter 0.825" – 1.00" (21.0 – 25.4 mm)
8003828	2-Hole Grommet Port Adapter 0.275" – 0.500" (7.0 – 12.7 mm)
8003812	4-Hole Grommet Port Adapter 0.120" – 0.275" (3.0 – 7.0 mm)
8003818	8-Hole Grommet Port Adapter 0.120" – 0.200" (3.0 – 5.1 mm)
80808618	Stepped Grommet Kit 0.070" – 1.00" (1.8 – 25.4 mm)

¹24 CT. in pre-terminated cabinets

ORDERING INFORMATION

COYOTE Access Solutions Pre-Terminated Cabinets

X **X** **X** **X** **X**
(Section 1) **(Section 2)** **(Section 3)** **(Section 4)** **(Section 5)**

Catalog Number Example: RDC24A96SCU3

Section 1

Cabinet Selection (Select 1)	Description
WDC2	Wall Mount Cabinet up to 24 Fiber Connections and Splices
WDC4	Wall Mount Cabinet up to 48 Fiber Connections and Splices
WDC8	Wall Mount Cabinet up to 96 Fiber Connections and Splices
WDC12	Wall Mount Cabinet up to 144 Fiber Connections and Splices
RDC2	Rack Mount Cabinet up to 12 Fiber Connections and Splices
RDC3	Rack Mount Cabinet up to 36 Fiber Connections and Splices
RDC6	Rack Mount Cabinet up to 72 Fiber Connections and Splices
RDC12	Rack Mount Cabinet up to 144 Fiber Connections and Splices
RDC12X	Rack Mount Cabinet up to 144 Fiber Connections and Splices
RDC24	Rack Mount Cabinet up to 288 Fiber Connections and Splices

Section 2

Color Options (Select 1)	
A	Almond
B	Black

Section 3

Adapter Port Quantity
0 to 288


Section 4

Connector Type (Select 1)	
SCA	SC/APC
SCU	SC/UPC
LCA	LC/APC
LCU	LC/UPC
ST	ST/UPC

Section 5

Pigtail Length (Select 1)	
Blank	No Pigtails
3	3 meters

NOTE: Pre-terminated means factory assembled with all optical ports labeled and tested for insertion loss after assembly



COYOTE® AXCESS SOLUTIONS™ FIBER WALL PLATES

The **COYOTE Axcess Solutions Fiber Wall Plates** are compact fiber organizers used to create a fiber demarcation point inside the home, office, or apartment. Internal fiber routing features control bend radius and allows for slack storage outside of the wall cavity. Specific designs also provide for splicing inside the wall plate. Each wall plate is produced from flame retardant compounds, is easy to install and is capable of being mounted directly to a standard electrical junction box or a wall.

FEATURES AND BENEFITS


Fiber Wall Plate

- Designed to store a pre-connectorized pigtail for connection to a mating adapter
- Mounts to standard electrical junction boxes or wall
- Internal fiber routing provides bend radius control
- Hinged door provides open access for easy fiber connection or removal
- Internal adapter with automatic shutter provides protection from laser light output
- Flame retardant

Splice & Store Fiber Wall Plate

- Designed for splicing and storing a pre-connectorized fiber pigtail
- Provides up to 8 ft (2430 mm) of 2 mm or 4 ft (1220 mm) of 3 mm jacketed fiber
- Fiber entrance ports through the back and bottom edge of the wall plate
- Flame retardant

FIBER WALL PLATE



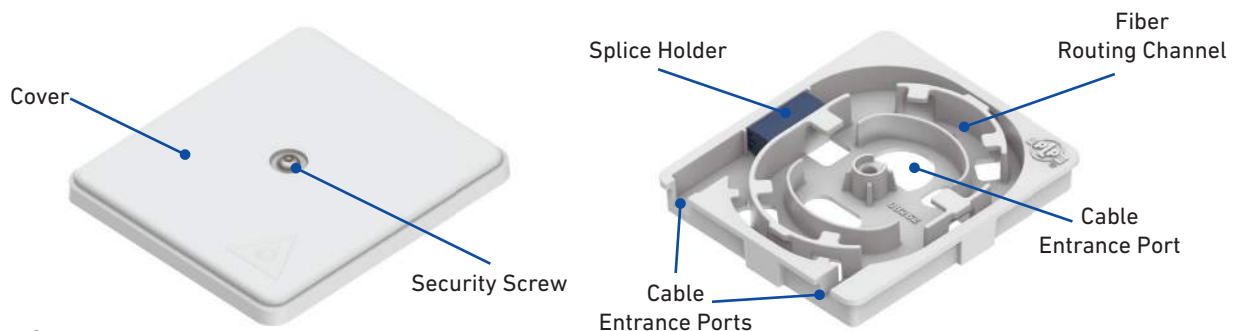
Specifications

Catalog Numbers	8006992W, 8006992IV
Splice Capacity	0
Adapter Port Quantity (Maximum)	1 SC/APC (provided)
Colors	White and Almond
Cable Entrance Ports	(1) Bottom Edge and (1) Back of Base
Size	4" W x 6" L x 1" D (102 x 152 x 25 mm)

COYOTE Fiber Wall Plate Kit Contents

Catalog Numbers	Description
8006992W	COYOTE Fiber Wall Plate in White – Includes (1) Base, (1) Cover, (1) SC/APC Factory Installed Adapter and (1) Mounting Hardware Kit
8006992IV	COYOTE Fiber Wall Plate in Almond – Includes (1) Base, (1) Cover, (1) SC/APC Factory Installed Adapter and (1) Mounting Hardware Kit

SPLICE & STORE FIBER WALL PLATE




Specifications

Catalog Numbers	80061045
Splice Capacity	1
Adapter Port Quantity (Maximum)	0
Colors	White
Cable Entrance Ports	(2) Bottom Edge and (1) Back of Base
Size	4.5" W x 5.0" L x 0.87" D (114 x 127 x 22 mm)

COYOTE Fiber Wall Plate Kit Contents

Catalog Number	Description
80061045	COYOTE Splice & Store Fiber Wall Plate in White – Includes (1) Base, (1) Cover, (1) Blue LITE-GRIP® Retention Block, (1) Felt Strip, (2) Tie Wraps and (1) Security Screw



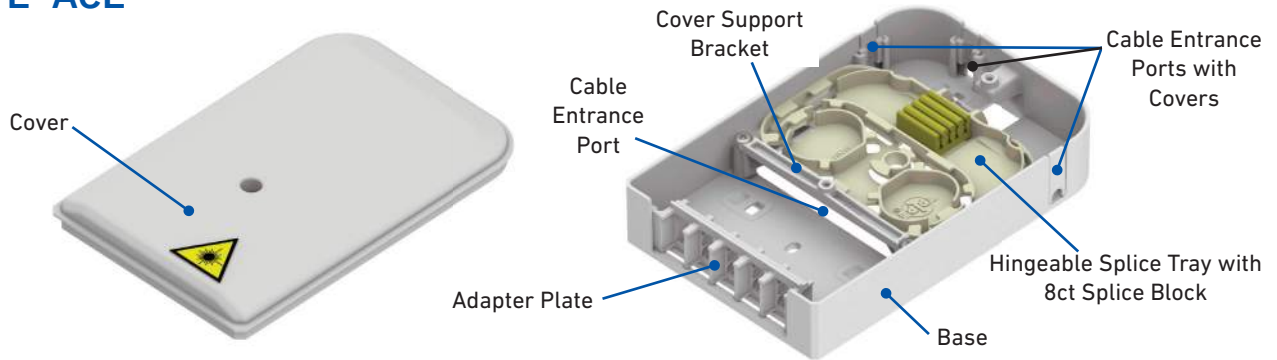
COYOTE® ACE

The **COYOTE ACE (Adaptable Connection Enclosure)** offers the greatest flexibility to address the multitude of connection options required to support home and office networks. Interchangeable inserts allow the enclosure to be configured to support fiber/coax applications, fiber/CAT6 applications, Coax/CAT6 application, coax only applications and fiber only applications. The enclosure can be used in conjunction with the COYOTE Fiber Wall Plates to support additional fiber slack storage or applications requiring 1x4 coax splitters. Each COYOTE ACE is produced from flame retardant compounds.

FEATURES AND BENEFITS

- Supports splice/patch applications and multiple connection types
- Accepts industry standard adapters and coax splitters
- Fiber entrance slots on side and top of base for surface mount applications using raceway
- Large opening in back wall of base to support transition of fiber or coax when mounted to an electrical outlet box
- Can be combined with the COYOTE Access Solutions™ Fiber Wall Plate to provide additional slack storage or address fiber with coax splitter applications
- Flame retardant

COYOTE® ACE



Specifications

Catalog Numbers	COYACE-001 through COYACE-008
Splice Capacity (Maximum) – Single Fusion	8
Adapter Port Quantity (Maximum)	(5) SC, (10) LC, (1) 1x2, 1x3, or 1x4 Coax Splitter, (2) CAT5, CAT6, RJ11, RJ45, or Coax Adapters
Adapter Plate Configurations	(5) Fiber Adapters, (3) Fiber Adapters and (1) Ethernet or Coax Adapter, (1) Fiber Adapter and (2) Ethernet or Coax Adapter, (1) Fiber Adapter and (1) 1x2 Coax Splitter, (1) Ethernet or Coax Adapter and (1) 1x2 Coax Splitter, or (1) 1x3 or 1x4 Coax Splitter
Colors	White
Cable Entrance Ports	(1) Top Edge, (1) Left Edge, (1) Right Edge, and (1) Back of Base
Size	4" W x 6" L x 1" D (102 x 152 x 25 mm)


COYOTE ACE Kit Contents

Catalog Numbers	Description
COYACE-000	COYOTE ACE – Includes (1) Base, (1) Cover, (5) Empty Adapter Plates, (3) Port Covers, and Mounting Hardware
COYACE-001	COYOTE ACE – Includes (1) Splice Tray Kit and (2) SC/APC Shuttered Adapters and Pigtailed
COYACE-002	COYOTE ACE – Includes (1) Splice Tray Kit and (5) SC/APC Shuttered Adapters and Pigtailed
COYACE-003	COYOTE ACE – Includes (1) Splice Tray Kit and (2) SC/UPC Shuttered Adapters and Pigtailed
COYACE-004	COYOTE ACE – Includes (1) Splice Tray Kit and (5) SC/UPC Shuttered Adapters and Pigtailed
COYACE-005	COYOTE ACE – Includes (1) CAT6 Adapter, (1) Coax Adapter, and (1) SC/APC Shuttered Adapter
COYACE-006	COYOTE ACE – Includes (1) Coax Adapter and (1) SC/APC Shuttered Adapter
COYACE-007	COYOTE ACE – Includes (1) SC/APC Shuttered Adapter
COYACE-008	COYOTE ACE – Includes (1) Splice Tray Kit and (1) SC/APC Shuttered Adapters and Pigtailed

All kits include (1) Base, (1) Cover, (5) Empty Adapter Plates, (3) Port Covers and Mounting Hardware

COYOTE ACE Accessories

Catalog Numbers	Description
8004034	Splice Tray Kit – Includes (1) Splice Tray and (1) Splice Block
80811215	Adapter Kit – Includes (2) SC/APC Shuttered Adapters
80811216	Adapter Kit – Includes (3) SC/APC Shuttered Adapters
80813611	Adapter Kit – Includes (2) LC/APC Shuttered Adapters
80813612	Adapter Kit – Includes (3) LC/APC Shuttered Adapters
800014114	Adapter Kit – Includes (2) SC/UPC Shuttered Adapters
800014115	Adapter Kit – Includes (3) SC/UPC Shuttered Adapters
80813613	Adapter Kit – Includes (2) LC/UPC Shuttered Adapters
80813614	Adapter Kit – Includes (3) LC/UPC Shuttered Adapters
800013979	Pigtail Kit – Includes (2) SC/APC 900 µm Pigtailed
800013980	Pigtail Kit – Includes (3) SC/APC 900 µm Pigtailed
800014109	Pigtail Kit – Includes (2) SC/UPC 900 µm Pigtailed
800014110	Pigtail Kit – Includes (3) SC/UPC 900 µm Pigtailed
80811135	CAT6 Jack
80812152	Coax Jack



COYOTE® PASSIVE OPTICAL COMPONENTS

COYOTE Passive Optical Components are the essential pieces needed to build a reliable passive optical network. With the use of components such as fiber optic splitters, connectorized pigtails, and adapters, a single fiber can provide services to multiple customers at the same time. These components also create a plug and play network that allows services to be redirected or tested without having to break and resplice fibers. COYOTE Passive Optical Components are used with COYOTE Cross-Connect Closures and COYOTE Access Solutions™ Cabinets to ensure protected splicing and connectivity.

FEATURES AND BENEFITS

- Adapters and connectors are available in SC, LC, FC and ST styles
- Pigtails kits are available with either 2 mm jacketed or 900 μ m color coded fibers
- Field installable connectors can be assembled without a special connector holder
- Bare fiber or connectorized PLC splitters provide split ratios of 1x2, 1x4, 1x8, 1x16, or 1x32

COYOTE® ADAPTERS



SC/APC Simplex Adapter



LC/UPC Duplex Adapter



SC/APC Duplex Adapter



LC/UPC Quad Adapter


COYOTE Adapter Kits

Catalog Number	Description
80813593	Adapter Kit – Includes (8) SC/APC Simplex Adapters
80813594	Adapter Kit – Includes (8) SC/UPC Simplex Adapters
80813595	Adapter Kit – Includes (8) SC/APC Duplex Adapters
80813596	Adapter Kit – Includes (8) SC/UPC Duplex Adapters
80813597	Adapter Kit – Includes (8) LC/APC Duplex Adapters
80813598	Adapter Kit – Includes (8) LC/UPC Duplex Adapters
80813599	Adapter Kit – Includes (8) LC/APC Quad Adapters
80813600	Adapter Kit – Includes (8) LC/UPC Quad Adapters

COYOTE® ADAPTER MODULES



**6-Port SC/UPC
Adapter Module**



**16-Port LC/APC
Adapter Module**



**12-Port SC/UPC
Adapter Module**



**6-Port ST
Adapter Module**

COYOTE Adapter Module Kits

Catalog Number	Description
6SCAPC	Adapter Module Kit – Includes (1) 6-Port SC/APC Adapter Module
6SMSC	Adapter Module Kit – Includes (1) 6-Port SC/UPC Adapter Module
8SCAPC	Adapter Module Kit – Includes (1) 8-Port SC/APC Adapter Module
8SMSC	Adapter Module Kit – Includes (1) 8-Port SC/UPC Adapter Module
12SMDSCA	Adapter Module Kit – Includes (1) 12-Port SC/APC Adapter Module
12SMDSC	Adapter Module Kit – Includes (1) 12-Port SC/UPC Adapter Module
12SMLCA	Adapter Module Kit – Includes (1) 12-Port LC/APC Adapter Module
12SMLC	Adapter Module Kit – Includes (1) 12-Port LC/UPC Adapter Module
16SMLCA	Adapter Module Kit – Includes (1) 16-Port LC/APC Adapter Module
16SMLC	Adapter Module Kit – Includes (1) 16-Port LC/UPC Adapter Module
24LCAPC	Adapter Module Kit – Includes (1) 24-Port LC/APC Adapter Module
24SMLC	Adapter Module Kit – Includes (1) 24-Port LC/UPC Adapter Module
6SMST	Adapter Module Kit – Includes (1) 6-Port ST Adapter Module
8SMST	Adapter Module Kit – Includes (1) 8-Port ST Adapter Module
12SMST	Adapter Module Kit – Includes (1) 12-Port ST Adapter Module
6SMFC	Adapter Module Kit – Includes (1) 6-Port FC Adapter Module
8SMFC	Adapter Module Kit – Includes (1) 8-Port FC Adapter Module

COYOTE® 2 MM JACKETED PIGTAIL KITS – SHORT BOOT CONNECTORS



**2-Pack of 2 mm Jacketed
SC/APC Pigtails with Short
Boot Connectors**



**3-Pack of 2 mm Jacketed
SC/UPC Pigtails with Short
Boot Connectors**



**4-Pack of 2 mm Jacketed
SC/APC Pigtails with Short
Boot Connectors**



**4-Pack of 2 mm Jacketed
LC/UPC Pigtails with Short
Boot Connectors**

Short Boot Connectors

Catalog Number	Description
COYTRM-2PK-SCA-SB	Pigtail Kit – Includes (2) SC/APC 2 mm Jacketed Pigtails with Short Boot Connectors
COYTRM-2PK-SCU-SB	Pigtail Kit – Includes (2) SC/UPC 2 mm Jacketed Pigtails with Short Boot Connectors
COYTRM-3PK-SCA-SB	Pigtail Kit – Includes (3) SC/APC 2 mm Jacketed Pigtails with Short Boot Connectors
COYTRM-3PK-SCU-SB	Pigtail Kit – Includes (3) SC/UPC 2 mm Jacketed Pigtails with Short Boot Connectors
COYTRM-4PK-SCA-SB	Pigtail Kit – Includes (4) SC/APC 2 mm Jacketed Pigtails with Short Boot Connectors
COYTRM-4PK-SCU-SB	Pigtail Kit – Includes (4) SC/UPC 2 mm Jacketed Pigtails with Short Boot Connectors
COYTRM-4PK-LCA-SB	Pigtail Kit – Includes (4) LC/APC 2 mm Jacketed Pigtails with Short Boot Connectors
COYTRM-4PK-LCU-SB	Pigtail Kit – Includes (4) LC/UPC 2 mm Jacketed Pigtails with Short Boot Connectors

COYOTE® 2 MM JACKETED PIGTAIL KITS – STANDARD BOOT CONNECTORS



**2-Pack of 2 mm Jacketed
SC/UPC Pigtails with
Standard Boot Connectors**



**3-Pack of 2 mm Jacketed
SC/APC Pigtails with
Standard Boot Connectors**



**4-Pack of 2 mm Jacketed
SC/UPC Pigtails with
Standard Boot Connectors**



**4-Pack of 2 mm Jacketed
LC/APC Pigtails with
Standard Boot Connectors**

Standard Boot Connectors

Catalog Number	Description
COYTRM-2PK-SCA	Pigtail Kit – Includes (2) SC/APC 2 mm Jacketed Pigtails with Standard Boot Connectors
COYTRM-2PK-SCU	Pigtail Kit – Includes (2) SC/UPC 2 mm Jacketed Pigtails with Standard Boot Connectors
COYTRM-3PK-SCA	Pigtail Kit – Includes (3) SC/APC 2 mm Jacketed Pigtails with Standard Boot Connectors
COYTRM-3PK-SCU	Pigtail Kit – Includes (3) SC/UPC 2 mm Jacketed Pigtails with Standard Boot Connectors
COYTRM-4PK-SCA	Pigtail Kit – Includes (4) SC/APC 2 mm Jacketed Pigtails with Standard Boot Connectors
COYTRM-4PK-SCU	Pigtail Kit – Includes (4) SC/UPC 2 mm Jacketed Pigtails with Standard Boot Connectors
COYTRM-4PK-LCA	Pigtail Kit – Includes (4) LC/APC 2 mm Jacketed Pigtails with Standard Boot Connectors
COYTRM-4PK-LCU	Pigtail Kit – Includes (4) LC/UPC 2 mm Jacketed Pigtails with Standard Boot Connectors

COYOTE® FIBER PIGTAIL CABLE ASSEMBLIES



**6-Fiber SC/APC Pigtail
Cable Assembly**



**12-Fiber SC/UPC Pigtail
Cable Assembly**



**6-Fiber LC/APC Pigtail
Cable Assembly**



**12-Fiber ST Pigtail
Cable Assembly**

Assembly Kits

Catalog Number	Description
P6SCA3	3 m Pigtail Cable Assembly Kit – Includes (6) Bundled SC/APC 900 µm Pigtails in Sleeving
P6SCU3	3 m Pigtail Cable Assembly Kit – Includes (6) Bundled SC/UPC 900 µm Pigtails in Sleeving
P12SCA3	3 m Pigtail Cable Assembly Kit – Includes (12) Bundled SC/APC 900 µm Pigtails in Sleeving
P12SCU3	3 m Pigtail Cable Assembly Kit – Includes (12) Bundled SC/UPC 900 µm Pigtails in Sleeving
P6LCA3	3 m Pigtail Cable Assembly Kit – Includes (6) Bundled LC/APC 900 µm Pigtails in Sleeving
P6LC3	3 m Pigtail Cable Assembly Kit – Includes (6) Bundled LC/UPC 900 µm Pigtails in Sleeving
P12LCA3	3 m Pigtail Cable Assembly Kit – Includes (12) Bundled LC/APC 900 µm Pigtails in Sleeving
P12LC3	3 m Pigtail Cable Assembly Kit – Includes (12) Bundled LC/UPC 900 µm Pigtails in Sleeving
P6ST3	3 m Pigtail Cable Assembly Kit – Includes (6) Bundled ST 900 µm Pigtails in Sleeving
P12ST3	3 m Pigtail Cable Assembly Kit – Includes (12) Bundled ST 900 µm Pigtails in Sleeving
P6FC3	3 m Pigtail Cable Assembly Kit – Includes (6) Bundled FC 900 µm Pigtails in Sleeving
P12FC3	3 m Pigtail Cable Assembly Kit – Includes (12) Bundled FC 900 µm Pigtails in Sleeving


COYOTE® 900 µm FIBER PIGTAIL KITS



**2-Pack of 1.5 Meter SC/APC
900 µm Color Coded Pigtails**



**3-Pack of 1.5 Meter SC/UPC 900
µm Color Coded Pigtails**



**4-Pack of 1.5 Meter SC/APC
900 µm Color Coded Pigtails**



**4-Pack of 1.5 Meter LC/UPC
900 µm Color Coded Pigtails**

Fiber Pigtail Kits

Catalog Number	Description
800013979	Fiber Pigtail Kit – Includes (2) 1.5 m SC/APC 900 µm Color Coded Pigtails
800014109	Fiber Pigtail Kit – Includes (2) 1.5 m SC/UPC 900 µm Color Coded Pigtails
800013980	Fiber Pigtail Kit – Includes (3) 1.5 m SC/APC 900 µm Color Coded Pigtails
800014110	Fiber Pigtail Kit – Includes (3) 1.5 m SC/UPC 900 µm Color Coded Pigtails
800015055	Fiber Pigtail Kit – Includes (4) 1.5 m SC/APC 900 µm Color Coded Pigtails
80812558	Fiber Pigtail Kit – Includes (4) 1.5 m SC/UPC 900 µm Color Coded Pigtails
80812983	Fiber Pigtail Kit – Includes (2) 1.5 m LC/APC 900 µm Color Coded Pigtails
80812985	Fiber Pigtail Kit – Includes (2) 1.5 m LC/UPC 900 µm Color Coded Pigtails
80812559	Fiber Pigtail Kit – Includes (4) 1.5 m LC/APC 900 µm Color Coded Pigtails
80812560	Fiber Pigtail Kit – Includes (4) 1.5 m LC/UPC 900 µm Color Coded Pigtails

COYOTE® FIELD INSTALLABLE CONNECTORS



**SC/APC Field
Installable Connectors**



**SC/UPC Field
Installable Connectors**



**LC/APC Field
Installable Connectors**



**LC/UPC Field
Installable Connectors**


Specifications

Item	Performance
Standard	TIA / EIA 604-3 (SC) and TIA / EIA 604-10 (LC)
Insertion Loss	Typ. 0.3dB / Max. 0.5dB
Return Loss	Typ. 50dB / Max. 55dB (PC) Typ. 55dB / Max. 60dB (APC)
Endurance	≤ 0.3dB, 500 times reconnection
Tension	≤ 0.2dB change, 3.0kg
Temperature Change	≤ 0.3dB change, 21 times / -40°C~ +75°C

COYOTE Field Installable Connector Kits for 250 µm and 900 µm Cable Types

Catalog Number	Description
80813501	Field Installable Connector Kit – Includes (6) SC/APC Field Installable Connectors
80813502	Field Installable Connector Kit – Includes (12) SC/APC Field Installable Connectors
80813503	Field Installable Connector Kit – Includes (6) SC/UPC Field Installable Connectors
80813504	Field Installable Connector Kit – Includes (12) SC/UPC Field Installable Connectors
80813505	Field Installable Connector Kit – Includes (6) LC/APC Field Installable Connectors
80813506	Field Installable Connector Kit – Includes (12) LC/APC Field Installable Connectors
80813507	Field Installable Connector Kit – Includes (6) LC/UPC Field Installable Connectors
80813508	Field Installable Connector Kit – Includes (12) LC/UPC Field Installable Connectors
FAC-KIT	Field Installation Kit – Includes (1) Carrying Bag, (1) Precision Cleaver, (1) Pen Style Cleaner for SC Connectors, (1) Pen Style Cleaner for LC Connectors, (1) Fiber Stripper, (1) Kevlar® Scissor, (1) Pack of Alcohol Wipes, (10) LC/UPC 900 µm Connectors, (10) SC/UPC 900 µm Connectors and Instruction Sheet

COYOTE® PLC SPLITTERS



COYOTE Bare Fiber Splitters

Catalog Number	Description
COYSP1X2	COYOTE Bare Fiber Splitter – 1x2
COYSP1X4	COYOTE Bare Fiber Splitter – 1x4
COYSP1X8	COYOTE Bare Fiber Splitter – 1x8
COYSP1X16	COYOTE Bare Fiber Splitter – 1x16
COYSP1X32	COYOTE Bare Fiber Splitter – 1x32

Add Suffix: -S for 250um Output Legs

COYOTE Pre-Connectorized Splitters

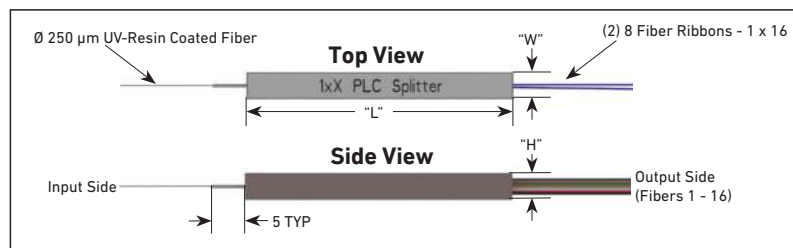
Catalog Number	Description
COYSP1X2SCA	COYOTE Pre-Connectorized Splitter – 1x2 SC/APC
COYSP1X4SCA	COYOTE Pre-Connectorized Splitter – 1x4 SC/APC
COYSP1X8SCA	COYOTE Pre-Connectorized Splitter – 1x8 SC/APC
COYSP1X16SCA	COYOTE Pre-Connectorized Splitter – 1x16 SC/APC
COYSP1X32SCA	COYOTE Pre-Connectorized Splitter – 1x32 SC/APC


Specifications: Bare Fiber and Pre-Connectorized Splitters

	Units	1x2	1x4	1x8	1x16	1x32
Operating Wavelength	nm	1260 – 1650	1260 – 1650	1260 – 1650	1260 – 1650	1260 – 1650
Insertion Loss (Maximum)	dB	3.6 ¹ Max. 4.0 ² Typ. 3.6 ²	7.2 ¹ Max. 8.0 ² Typ. 7.7 ²	10.5 ¹ Max. 11.5 ² Typ. 11.0 ²	13.5 ¹ Max. 14.5 ² Typ. 14.2 ²	16.5 ¹ Max. 17.5 ² Typ. 17.2 ²
Uniformity (Maximum)	dB	0.4 ¹	0.6 ¹	0.8 ¹	1.2 ¹	1.7 ¹
PDL (Maximum)	dB	0.2 ¹	0.2 ¹	0.3 ¹	0.3 ¹	0.3 ¹
Return Loss (Minimum)	dB	55.0 ¹	55.0 ¹	55.0 ¹	55.0 ¹	55.0 ¹
Directivity (Minimum)	dB	55.0	55.0	55.0	55.0	55.0
Operating Temperature	°C	-40 to +85	-40 to +85	-40 to +85	-40 to +85	-40 to +85
Input/Output Legs	m	1 (Standard) or Custom Length Available (Input/250 µm, Output/Ribbon fiber)				
Dimensions – Bare Fiber	mm	40 L x 4 W x 4 H	40 L x 4 W x 4 H	40 L x 4 W x 4 H	40 L x 4 W x 4 H	50 L x 7 W x 4 H
Dimensions – Connectorized	mm	60 L x 7 W x 4 H	60 L x 7 W x 4 H	60 L x 7 W x 4 H	60 L x 12 W x 5 H	80 L x 20 W x 6 H

¹Excluding WDL (Wavelength Dependant Loss) and TDL (Temperature Dependant Loss). Measured at room temp.1310 nm and 1550 nm.

²Including WDL and TDL. 1 x 2 FBT Splitters and 1 x 64 PLC Splitter Modules are available upon request.





COYOTE® SPLICE TRAYS

COYOTE Splice Trays are necessary components within most COYOTE fiber optic closures to manage, store, and protect fibers and splices. COYOTE splice trays are injection molded and have hinged, clear plastic covers to protect and allow for visible inspection of the fibers. They are available in Legacy and LITE-GRIP® styles, each providing unique features and benefits to best fit the fiber management and splice capacity requirements of the closure. Both splice tray styles come in short and long versions for either single fusion or mass fusion/ribbon splicing. Short splice trays are used in the COYOTE In-Line RUNT, ONE, Terminal Closures, 6.5" x 17" Dome Closure, 9.5" x 19" Dome Closure, and COYOTE GLC 17". Long splice trays are used in the COYOTE 6.5" x 22" Dome Closure, 9.5" x 28" Dome Closure, and COYOTE GLC 28".

FEATURES AND BENEFITS

Legacy Splice Tray

- Routing channels allow fibers to enter the splice tray at the same entrance point, allowing buffer tubes and transportation tubes to coil easy within the closure
- Buffer tubes or transportation tubes are secured to the splice trays with felt and tie wraps
- Available in low profile, standard, and deep profile heights to achieve the desired splice count within the closure

LITE-GRIP Splice Tray

- Routing channels of the splice tray accept LITE-GRIP Retention Sleeves that are designed to grip buffer tubes, pigtails, or transportation tubing without the possibility of attenuation during installation and eliminates the need for tie wraps, reducing installation time
- Removable splice blocks provide the flexibility to interchange splice blocks to store single fusion splices, mass fusion/ribbon splices, mechanical splices, or PLC splitters on the same splice tray
- Available in low profile, standard, and deep profile heights to achieve the desired splice count within the closure

COYOTE® LEGACY SHORT SPLICE TRAY KITS



COYOTE Legacy Short Low Profile Splice Tray Kit for Single Fusion Splices (12 Splice CT.)

Catalog Number: 80807701



COYOTE Legacy Short Standard Profile Splice Tray Kit for Single Fusion Splices (12 Splice CT.)


Catalog Number: 80806033



COYOTE Legacy Short Deep Profile Splice Tray Kit for Ribbon/Mass Fusion Splices (72 Splice CT.)

Catalog Number: 80807114

COYOTE® LITE-GRIP® SHORT SPLICE TRAY KITS




COYOTE LITE-GRIP Short Low Profile Splice Tray Kit for Single Fusion Splices (24 Splice CT.)

Catalog Number: 80809958



COYOTE LITE-GRIP Short Low Profile Splice Tray Kit for Single Fusion Splices (36 Splice CT.)

Catalog Number: 80813152



COYOTE LITE-GRIP Short Deep Profile Splice Tray Kit for Double Stacked Single Fusion Splices (40 Splice CT.)

Catalog Number: 80808945



COYOTE LITE-GRIP Short Deep Profile Splice Tray Kit for Ribbon/Mass Fusion Splices (144 Splice CT.)

Catalog Number: LGSTR144

COYOTE® LITE-GRIP® SHORT SPLITTER TRAY KITS




COYOTE LITE-GRIP Short Deep Profile Splice Tray Kit for Single Fusion Splices, Bare Fiber Splitters, & 1x4 Pre-Connectorized Splitters (32 Splice CT.)

Catalog Number: LGSTS-SPLIT



COYOTE LITE-GRIP Short Deep Profile Splice Tray Kit for Single Fusion Splices, 1x8 Pre-Connectorized Splitters, & 1x16 Pre-Connectorized Splitters (32 Splice CT.)

Catalog Number: LGSTS1x816PC



COYOTE LITE-GRIP Short Deep Profile Splice Tray Kit for Single Fusion Splices & 1x32 Pre-Connectorized Splitters (24 Splice CT.)

Catalog Number: LGSTS1x32PC



COYOTE® LEGACY LONG SPLICE TRAY KITS



COYOTE Legacy Long Low Profile Splice Tray Kit for Single Fusion Splices
(36 Splice CT.)

Catalog Number: 8001127



COYOTE Legacy Long Standard Profile Splice Tray Kit for Single Fusion Splices
(36 Splice CT.)

Catalog Number: 80805514



COYOTE Legacy Long Deep Profile Splice Tray Kit for Ribbon/Mass Fusion Splices
(144 Splice CT.)


Catalog Number: 80805515

COYOTE® LITE-GRIP® LONG SPLICE TRAY KITS



COYOTE LITE-GRIP Long Standard Profile Splice Tray Kit for Single Fusion Splices
(36 Splice CT.)

Catalog Number: 80810086



COYOTE LITE-GRIP Long Deep Profile Splice Tray Kit for Double Stacked Single Fusion Splices
(72 Splice CT.)


Catalog Number: LGSTS72



COYOTE LITE-GRIP Long Deep Profile Splice Tray Kit for Ribbon/Mass Fusion Splices
(216 Splice CT.)


Catalog Number: LGSTR216

COYOTE® LITE-GRIP® LONG SPLITTER TRAY KITS




COYOTE LITE-GRIP Long Deep Profile Splice Tray Kit for Single Fusion Splices, Bare Fiber Splitters, & 1x4 Pre-Connectorized Splitters
(72 Splice CT.)

Catalog Number: LGSTL-SPLIT



COYOTE LITE-GRIP Long Deep Profile Splice Tray Kit for Single Fusion Splices, 1x8 Pre-Connectorized Splitters, & 1x16 Pre-Connectorized Splitters
(64 Splice CT.)

Catalog Number: 800013831



COYOTE LITE-GRIP Long Deep Profile Splice Tray Kit for Single Fusion Splices & 1x32 Pre-Connectorized Splitters
(48 Splice CT.)

Catalog Number: LGSTL1x32PC

ACCESSORIES



LITE-GRIP 4 CT. Low Profile Splice Block for Single Fusion Splices (Black)



LITE-GRIP 8 CT. Splice Block for Single Fusion Splices (Yellow)



LITE-GRIP 36 CT. Splice Block for Ribbon/Mass Fusion Splices (Purple)



Elastomeric 12 CT. Splice Block for Single or Ribbon/Mass Fusion Splices (Light Blue)



LITE-GRIP 1-Hole Retention Sleeve (Blue)



LITE-GRIP 1-Hole Retention Sleeve (Orange)



LITE-GRIP 6-Hole Retention Sleeve (Blue)



LITE-GRIP 6-Hole Retention Sleeve (Orange)



LITE-GRIP 6-Hole Retention Sleeve (Green)



LITE-GRIP Ribbon Manager (Blue)



LITE-GRIP Ribbon Manager (Orange)



40 mm Heat Shrink Splice Protector - Single Fusion



60 mm Heat Shrink Splice Protector - Single Fusion



40 mm Heat Shrink Splice Protector - Mass Fusion

COYOTE Splice Tray Accessory Kits






Catalog Number	Description
LGSBS4-5	Splice Block Kit – Includes (5) LITE-GRIP® Low Profile 4 CT. Single Fusion Splice Blocks, Black
LGSBS8-5	Splice Block Kit – Includes (5) LITE-GRIP 8 CT. Single Fusion Splice Blocks, Yellow
LGSBS8-50	Splice Block Kit – Includes (50) LITE-GRIP 8 CT. Single Fusion Splice Blocks, Yellow
LGSBR3-5	Splice Block Kit – Includes (5) LITE-GRIP 36 CT. Mass Fusion Splice Blocks, Purple
LGSBR3-50	Splice Block Kit – Includes (50) LITE-GRIP 36 CT. Mass Fusion Splice Blocks, Purple
8003381	Splice Block Kit – Includes (3) 12 CT. Elastomeric Single Fusion Splice Blocks, Light Blue
LGRS1-25B	Retention Sleeve Kit – Includes (25) LITE-GRIP 1-Hole Retention Sleeve, Blue
LGRS1-25OR	Retention Sleeve Kit – Includes (25) LITE-GRIP 1-Hole Retention Sleeve, Orange
LGRS6-25B	Retention Sleeve Kit – Includes (25) LITE-GRIP 6-Hole Retention Sleeve, Blue
LGRS6-25OR	Retention Sleeve Kit – Includes (25) LITE-GRIP 6-Hole Retention Sleeve, Orange
LGRS6-25G	Retention Sleeve Kit – Includes (25) LITE-GRIP 6-Hole Retention Sleeve, Green
LGRSF2-25	Retention Sleeve Kit - Includes (25) 2-Slot Foam Microtube Retention Sleeve, Black
LGR0-25B	Ribbon Manager Kit – Includes (25) LITE-GRIP Ribbon Managers, Blue
LGR0-25OR	Ribbon Manager Kit – Includes (25) LITE-GRIP Ribbon Managers, Orange
80808187	Heat Shrink Splice Protector Kit – Includes (12) 40 mm Single Fusion
8004095	Heat Shrink Splice Protector Kit – Includes (50) 40 mm Single Fusion
8003509	Heat Shrink Splice Protector Kit – Includes (12) 60 mm Single Fusion
8003717	Heat Shrink Splice Protector Kit – Includes (50) 60 mm Single Fusion
8003993	Heat Shrink Splice Protector Kit – Includes (12) 40 mm Mass Fusion
8004160	Heat Shrink Splice Protector Kit – Includes (50) 40 mm Mass Fusion
8003490	Felt Tape Kit – Includes (6) Buffer Tube Felt Strips
80808613	Express Fiber Storage Ring – For Deep Profile LITE-GRIP Splice Trays ONLY



COYOTE® SHORT SPLICE TRAY CAPACITIES FOR COYOTE® CLOSURES

COYOTE Short Splice Trays	COYOTE Closures												
Organizer Type	In-Line RUNT	ONE		6.5" x 17" Dome		9.5" x 19" Dome		Terminal Closure		9.5" x 17" GLC			
		Buffer Tube	Universal	Buffer Tube	Unitube/ Ribbon	Buffer Tube	Unitube/ Ribbon	Single Chamber	Dual Chamber	Universal	Max. Tray	Cross- Connect	OptiTap®
Single Fusion Splice Trays (Listed from Lowest to Highest Splice CT.)													
 Cat. No. 80806033 (12 Splice CT.)	2 Trays (24 CT.)	3 Trays (36 CT.)	3 Trays (36 CT.)	4 Trays (48 CT.)	4 Trays (48 CT.)	9 Trays (108 CT.)	8 Trays (96 CT.)	2 Trays (24 CT.)	4 Trays (48 CT.)	3 Trays (36 CT.)	8 Trays (96 CT.)	3 Trays (36 CT.)	3 Trays (36 CT.)
 Cat. No. 80807701 (12 Splice CT.)	4 Trays (48 CT.)	4 Trays (48 CT.)	3 Trays (36 CT.)	6 Trays (72 CT.)	6 Trays (72 CT.)	12 Trays (144 CT.)	12 Trays (144 CT.)	4 Trays (48 CT.)	8 Trays (96 CT.)	4 Trays (48 CT.)	13 Trays (156 CT.)	4 Trays (48 CT.)	4 Trays (48 CT.)
 Cat. No. 80808945 (40 Splice CT.)	2 Trays (80 CT.)	2 Trays (80 CT.)	2 Trays (80 CT.)	3 Trays (120 CT.)	3 Trays (120 CT.)	6 Trays (240 CT.)	6 Trays (240 CT.)	2 Trays (80 CT.)	4 Trays (160 CT.)	2 Trays (80 CT.)	6 Trays (240 CT.)	2 Trays (80 CT.)	2 Trays (80 CT.)
 Cat. No. 80809958 (24 Splice CT.)	4 Trays (96 CT.)	4 Trays (96 CT.)	3 Trays (72 CT.)	6 Trays (144 CT.)	6 Trays (144 CT.)	12 Trays (288 CT.)	12 Trays (288 CT.)	4 Trays (96 CT.)	8 Trays (192 CT.)	4 Trays (96 CT.)	13 Trays (312 CT.)	4 Trays (96 CT.)	4 Trays (96 CT.)
 Cat. No. 80813152 (36 Splice CT.)	4 Trays (144 CT.)	4 Trays (144 CT.)	3 Trays (108 CT.)	6 Trays (216 CT.)	6 Trays (216 CT.)	12 Trays (432 CT.)	12 Trays (432 CT.)	4 Trays (144 CT.)	8 Trays (288 CT.)	4 Trays (144 CT.)	13 Trays (468 CT.)	4 Trays (144 CT.)	4 Trays (144 CT.)
Ribbon/Mass Fusion Splice Trays (Listed from Lowest to Highest Splice CT.)													
 Cat. No. 80807114 (72 Splice CT.)	2 Trays (144 CT.)	N/A	2 Trays (144 CT.)	N/A	3 Trays (216 CT.)	N/A	6 Trays (432 CT.)	2 Trays (144 CT.)	4 Trays (288 CT.)	2 Trays (144 CT.)	N/A	2 Trays (144 CT.)	2 Trays (144 CT.)
 Cat. No. LGSTR144 (144 Splice CT.)	2 Trays (288 CT.)	N/A	2 Trays (288 CT.)	N/A	3 Trays (432 CT.)	N/A	6 Trays (864 CT.)	2 Trays (288 CT.)	4 Trays (576 CT.)	2 Trays (288 CT.)	N/A	2 Trays (288 CT.)	2 Trays (288 CT.)

COYOTE® LONG SPLICE TRAY CAPACITIES FOR COYOTE® CLOSURES

COYOTE Long Splice Trays	COYOTE Closures							
Organizer Type	6.5" x 22" Dome		9.5" x 28" Dome			9.5" x 28" GLC		
	Buffer Tube	Unitube/ Ribbon	Buffer Tube	Unitube/ Ribbon	Max. Tray	Universal	Max. Tray	Cross-Connect
Single Fusion Splice Trays (Listed from Lowest to Highest Splice CT.)								
 Cat. No. 80805514 (36 Splice CT.)	4 Trays (144 CT.)	4 Trays (144 CT.)	10 Trays (360 CT.)	11 Trays (396 CT.)	15 Trays (540 CT.)	5 Trays (180 CT.)	9 Trays (324 CT.)	5 Trays (180 CT.)
 Cat. No. 80810086 (36 Splice CT.)	4 Trays (144 CT.)	4 Trays (144 CT.)	10 Trays (360 CT.)	11 Trays (396 CT.)	15 Trays (540 CT.)	5 Trays (180 CT.)	9 Trays (324 CT.)	5 Trays (180 CT.)
 Cat. No. 8001127 (36 Splice CT.)	6 Trays (216 CT.)	6 Trays (216 CT.)	12 Trays (432 CT.)	16 Trays (576 CT.)	20 Trays (720 CT.)	8 Trays (288 CT.)	12 Trays (432 CT.)	8 Trays (288 CT.)
 Cat. No. LGSTS72 (72 Splice CT.)	3 Trays (216 CT.)	3 Trays (216 CT.)	6 Trays (432 CT.)	8 Trays (576 CT.)	10 Trays (720 CT.)	4 Trays (288 CT.)	6 Trays (432 CT.)	4 Trays (288 CT.)
Ribbon/Mass Fusion Splice Trays (Listed from Lowest to Highest Splice CT.)								
 Cat. No. 80805515 (144 Splice CT.)	N/A	3 Trays (432 CT.)	N/A	8 Trays (1152 CT.)	10 Trays (1440 CT.)	4 Trays (576 CT.)	N/A	N/A
 Cat. No. LGSTR216 (216 Splice CT.)	N/A	3 Trays (648 CT.)	N/A	8 Trays (1728 CT.)	10 Trays (2160 CT.)	4 Trays (864 CT.)	N/A	N/A


SLEEVING AND TUBING KITS FOR CABLE MANAGEMENT

The COYOTE closures are designed to manage a variety of fiber optic cable types.

Buffered ribbon cables are stored and routed in the side storage brackets or buffer tube brackets of the organizer. Cables with pliable subunits can take advantage of the large bend radius created by these side storage brackets and store expressed subunits without having to be concerned about tube fatigue. In addition, this style of tube can be routed directly to the splice trays. Rigid tubes need to be broken out and transitioned to the splice trays. This can be accomplished with either expandable braided sleeving or split braided wrap.


Expandable Braided Sleeving

Ideal for cut cable applications




Split Braided Wrap

Ideal for expressed cable applications




If needed, the Wire Loom Insertion Tool (**Catalog Number: 80813518**) can be used to install the split braided wrap onto the bare fibers/ribbons.


COYOTE® SPLIT BRAIDED WRAP




100' Spool of Split Braided Wrap –
Blue
Catalog Number: 8004174




100' Spool of Split Braided Wrap –
Orange
Catalog Number: 8004175



100' Spool of Split Braided Wrap –
Green
Catalog Number: 8004176




100' Spool of Split Braided Wrap –
Brown
Catalog Number: 8004177



100' Spool of Split Braided Wrap –
Slate
Catalog Number: 8004174



100' Spool of Split Braided Wrap –
White
Catalog Number: 8004167



100' Spool of Split Braided Wrap –
Black
Catalog Number: 8004168



Wire Loom Insertion Tool
Catalog Number: 80813518

COYOTE® TUBING AND SLEEVING KITS



Transport Tubing – 0.25" ID



Spiral Tubing – 0.50" ID



**Braided Expandable Sleeving –
3/8" Diameter**



**Split Braided Wrap –
3/8" Diameter**

COYOTE Tubing and Sleeving Kits

Catalog Number	Description
80805293	Tubing Kit – Includes (6) 0.135" ID x 35" Long Tubes
8003176	Tubing Kit – Includes (8) 0.135" ID x 35" Long Tubes
80806439	Tubing Kit – Includes (6) 0.170" ID x 35" Long Tubes
80812618	Tubing Kit – Includes (4) 0.25" ID x 25" Long Tubes
80813227	Tubing Kit – Includes (6) 0.25" ID x 36" Long Tubes
8003280	Tubing Kit – Includes (1) 0.135" ID x 25" Long Tube, (1) 0.170" ID x 25" Long Tube and (1) 0.25" ID x 25" Long Tube
80807989	100' Roll of 0.17" ID Tubing
80807991	100' Roll of 0.25" ID Tubing
80812881	100' Roll of 0.50" ID Spiral Wrap Tubing
8004154	125' Spool of Braided Expandable Sleeving, 3/8" Diameter, Blue
8004155	125' Spool of Braided Expandable Sleeving, 3/8" Diameter, Orange
8004156	125' Spool of Braided Expandable Sleeving, 3/8" Diameter, Green
8004157	125' Spool of Braided Expandable Sleeving, 3/8" Diameter, Brown
8004158	125' Spool of Braided Expandable Sleeving, 3/8" Diameter, Slate
8004159	125' Spool of Braided Expandable Sleeving, 3/8" Diameter, White
8004206	125' Spool of Braided Expandable Sleeving, 3/8" Diameter, Red
8004207	125' Spool of Braided Expandable Sleeving, 3/8" Diameter, Black
8004044	125' Spool of Braided Expandable Sleeving, 3/8" Diameter, Yellow
8004208	125' Spool of Braided Expandable Sleeving, 3/8" Diameter, Violet
8004209	125' Spool of Braided Expandable Sleeving, 3/8" Diameter, Rose
8004210	125' Spool of Braided Expandable Sleeving, 3/8" Diameter, Aqua
80813680	Braided Expandable Sleeving Kit – Includes (6) 125' Spools of Braided Expandable Sleeving: Blue, Orange, Green, Brown, Slate, White
80813928	Braided Expandable Sleeving Kit – Includes (6) 125' Spools of Braided Expandable Sleeving: Red, Black, Yellow, Violet, Rose, Aqua
80813929	Braided Expandable Sleeving Kit – Includes (12) 125' Spools of Braided Expandable Sleeving: Blue, Orange, Green, Brown, Slate, White, Red, Black, Yellow, Violet, Rose, Aqua



COYOTE® SILICONE GROMMETS

COYOTE Silicone Grommets are manufactured from a weather-resistant silicone material that is designed to ensure a tight seal around various cable diameters and styles. They are available in single hole and multi-hole designs which can be slit to accommodate terminated or expressed cables without degrading the integrity of the seal. COYOTE Silicone Grommets are interchangeable throughout all of the COYOTE fiber optic closures and provide the ability for these closures to be re-entered and re-used.

FEATURES AND BENEFITS

- Single and multi-hole designs available to cover cable diameter ranges from 0.093" – 1.25" (2.4 – 31.8 mm)
- Multi-hole designs allow for increased cable or drop capacity without the need to buy additional cable sealing and restraint kits
- Silicone grommet can be slit per the application procedure to accommodate terminated or expressed cables
- Eliminates the need for scuffing, adhesives, sealing tapes, or cure times
- Can be used across the COYOTE Fiber Optic Closure product line including the COYOTE LCC, In-Line RUNT, ONE, 6.5" and 9.5" Domes, Terminals, Terminal Domes, and GLC
- Designed and tested in accordance to Telcordia® GR-771-CORE, Buried, Underground; field proven since 2005
- COYOTE Silicone Grommet Kits include: (1) Grommet, (1) Cable Measure Tape, (1) Silicone Lubricant Pack, and Plugs (where applicable)


COYOTE® SILICONE GROMMET KITS



For Cable Diameters
0.40" – 0.60" (10.2 – 15.2 mm)
Catalog Number: 8003691



For Cable Diameters
0.60" – 0.85" (15.2 – 21.6 mm)
Catalog Number: 8003692



For Cable Diameters
0.85" – 1.00" (21.6 – 25.4 mm)
Not for use in the COYOTE ONE
Catalog Number: 8003693



For Cable Diameters
1.00" – 1.25" (25.4 – 31.8 mm)
Not for use in the COYOTE ONE or COYOTE LCC
Catalog Number: 8003694



For Cable Diameters
0.42" – 0.60" (10.7 – 15.2 mm)
Catalog Number: 8003663



For Cable Diameters
0.50" – 0.60" (12.7 – 15.2 mm),
0.125" – 0.250" (3.2 – 6.4 mm),
and Flat Drop Cable
Catalog Number: 8003990



For Cable Diameters
0.250" – 0.312" (6.4 – 7.9 mm)
Catalog Number: 8004065




For Cable Diameters
0.30" – 0.43" (7.6 – 10.9 mm)
Catalog Number: 8003664



For Cable Diameters
0.125" – 0.250" (3.2 – 6.4 mm)
and Flat Drop Cable
Catalog Number: 8003665



For Cable Diameters
0.42" – 0.60" (10.7 – 15.2 mm),
0.125" – 0.250" (3.2 – 6.4 mm),
and Flat Drop Cable
Catalog Number: 8003676



For Cable Diameters
0.093" – 0.125" (2.4 – 3.2 mm)
Catalog Number: 8004094



For Cable Diameters
0.125" – 0.250" (3.2 – 6.4 mm)
and Flat Drop Cable
Catalog Number: 8003677



For RPX Cable ONLY
Catalog Number: 8004122



For RPX Cable and Cable Diameters
0.125" – 0.250" (3.2 – 6.4 mm) and Flat Drop Cable
**For use in the COYOTE LCC for
aerial applications only**
Catalog Number: 8004152



For Bow-Tie Drop Cable ONLY
**For use in the COYOTE In-Line RUNT
and 6.5" Domes with a max. flash test
pressure of 5 PSI**
Catalog Number: 8004102

COYOTE Silicone Grommet Kit Accessories

Catalog Number	Description
8003853	Silicone Lubricant Kit – Includes (6) 5 Gram Packets
8003734	Silicone Lubricant Kit – Includes (50) 5 Gram Packets
80811037	4-Port Cable Retention Bobbin Kit
80811036	6-Port Drop Cable Retention Bobbin Kit
80812163	6-Port Drop Cable Retention Bobbin and Grommet Kit - Includes (1) 6-Hole Grommet 0.125" – 0.250" and Flat Drop Cables and (1) 6-Hole Drop Cable Retention Bobbin Kit
80812928	6/8-Port Drop Cable Retention Bobbin Kit



COYOTE® DTC4/6 MOUNTING BRACKET KITS



COYOTE DTC4/6 Aerial Mounting
Bracket Kit for
Strand Applications
Catalog Number: 8004111



COYOTE DTC4/6 Aerial Mounting
Bracket Kit for
ADSS Applications
Catalog Number: 8004112



COYOTE DTC4/6
Pole/Wall Mounting
Bracket Kit
Catalog Number: 8004109



COYOTE DTC4/6 Mounting
Bracket Kit for
FIBERLIGN® ADSS Cable Storage
Bracket Applications
Catalog Number: 8004172

COYOTE® DTC8 MOUNTING BRACKET KITS



COYOTE DTC8 Aerial Mounting
Bracket Kit for
Strand Applications
Catalog Number: 8004111



COYOTE DTC8 Aerial Mounting
Bracket Kit for
ADSS Applications
Catalog Number: 8004112



COYOTE DTC8
Pole/Wall Mounting
Bracket Kit
Catalog Number: 8004104



COYOTE DTC8 Mounting Bracket Kit
for FIBERLIGN® ADSS Cable Storage
Bracket Applications
Catalog Number: 8004172

COYOTE® LCC MOUNTING BRACKET KITS




COYOTE LCC Aerial Mounting
Bracket Kit for Strand Applications
Catalog Number: 8003832



COYOTE LCC Aerial Mounting Bracket
Kit for ADSS Applications
Catalog Number: 8003852



COYOTE LCC Pole/Wall Mounting
Bracket Kit
Catalog Number: 8003830



COYOTE Universal Mounting Bracket Kit
for Handhole Applications
Catalog Number: 8003835

COYOTE® IN-LINE RUNT & TERMINAL CLOSURE (SINGLE CHAMBER) MOUNTING BRACKET KITS




COYOTE In-Line RUNT & Terminal Closure (Single Chamber) Aerial Mounting Bracket Kit for Strand Applications
Catalog Number: 8003797




COYOTE In-Line RUNT & Terminal Closure (Single Chamber) Horizontal Mounting Bracket Kit for Strand Applications
Catalog Number: 8004179



COYOTE In-Line RUNT & Terminal Closure (Single Chamber) Aerial Mounting Bracket Kit for ADSS Applications
Catalog Number: 8003864



COYOTE In-Line RUNT & Terminal Closure Pole/Wall Mounting Bracket Kit
Catalog Number: 8003703



COYOTE Universal Mounting Bracket Kit for Handhole Applications
Catalog Number: 8003835




COYOTE In-Line RUNT & Terminal Closure Swing Arm for Handhole Applications
Catalog Number: 8003706

COYOTE® TERMINAL CLOSURE (DUAL CHAMBER) MOUNTING BRACKET KITS



COYOTE Terminal Closure (Dual Chamber) Adjustable Offset Aerial Mounting Bracket Kit for Strand Applications
Catalog Number: 8003705



COYOTE In-Line RUNT & Terminal Closure Pole/Wall Mounting Bracket Kit
Catalog Number: 8003703



COYOTE In-Line RUNT & Terminal Closure Swing Arm for Handhole Applications
Catalog Number: 8003706



COYOTE® ONE MOUNTING BRACKET KITS



COYOTE ONE Low Clearance Aerial Mounting Bracket Kit for Strand Applications
Catalog Number: EVOBKT-ALC



COYOTE ONE Adjustable Offset Aerial Mounting Bracket Kit for Strand Applications
Catalog Number: EVOBKT-AE



COYOTE ONE Low Clearance Aerial Mounting Bracket Kit for ADSS Applications
Catalog Number: 8004031



COYOTE ONE Adjustable Offset Aerial Mounting Bracket Kit for ADSS Applications
Catalog Number: 8004032



COYOTE ONE Pole/Wall Mounting Bracket Kit
Catalog Number: EVOBKT-PWM



COYOTE Universal Mounting Bracket Kit for Handhole Applications
Catalog Number: 8003835

COYOTE® 6.5" DOME & TERMINAL DOME MOUNTING BRACKET KITS




COYOTE 6.5" Dome & Terminal Dome Adjustable Offset Aerial Mounting Bracket Kit for Strand Applications
Catalog Number: 8004035




COYOTE 6.5" Dome & Terminal Dome Adjustable Offset Aerial Mounting Bracket Kit for ADSS Applications
Catalog Number: 8004036



COYOTE 6.5" Dome & Terminal Dome Pole/Wall Mounting Bracket Kit
Catalog Number: 8003702



COYOTE Universal Mounting Bracket Kit for Handhole Applications
Catalog Number: 8003835



COYOTE 6.5" Dome & Terminal Dome Swing Arm for Handhole Applications
Catalog Number: 8003707


COYOTE® 9.5" DOME, HD DOME & TERMINAL DOME MOUNTING BRACKET KITS



COYOTE 9.5" Dome & Terminal Dome
Adjustable Offset Aerial Mounting
Bracket Kit for Strand Applications
Catalog Number: 8004037



COYOTE 9.5" Dome & Terminal Dome
Adjustable Offset Aerial Mounting
Bracket Kit for ADSS Applications
Catalog Number: 8004038



COYOTE 9.5" Dome & Terminal Dome
Pole/Wall Mounting Bracket Kit
Catalog Number: 8003942



COYOTE Dome Manhole
Support Bracket Kit
Catalog Number: 8004003

NOTES:

NOTES:



GLOBAL HEADQUARTERS
660 BETA DRIVE
CLEVELAND, OHIO 44143

+1 440 461 5200
INFO@PLP.COM
PLP.COM

© 2022 Preformed Line Products
Printed in U.S.A.
CO-CA-1004-16
02.22.1M